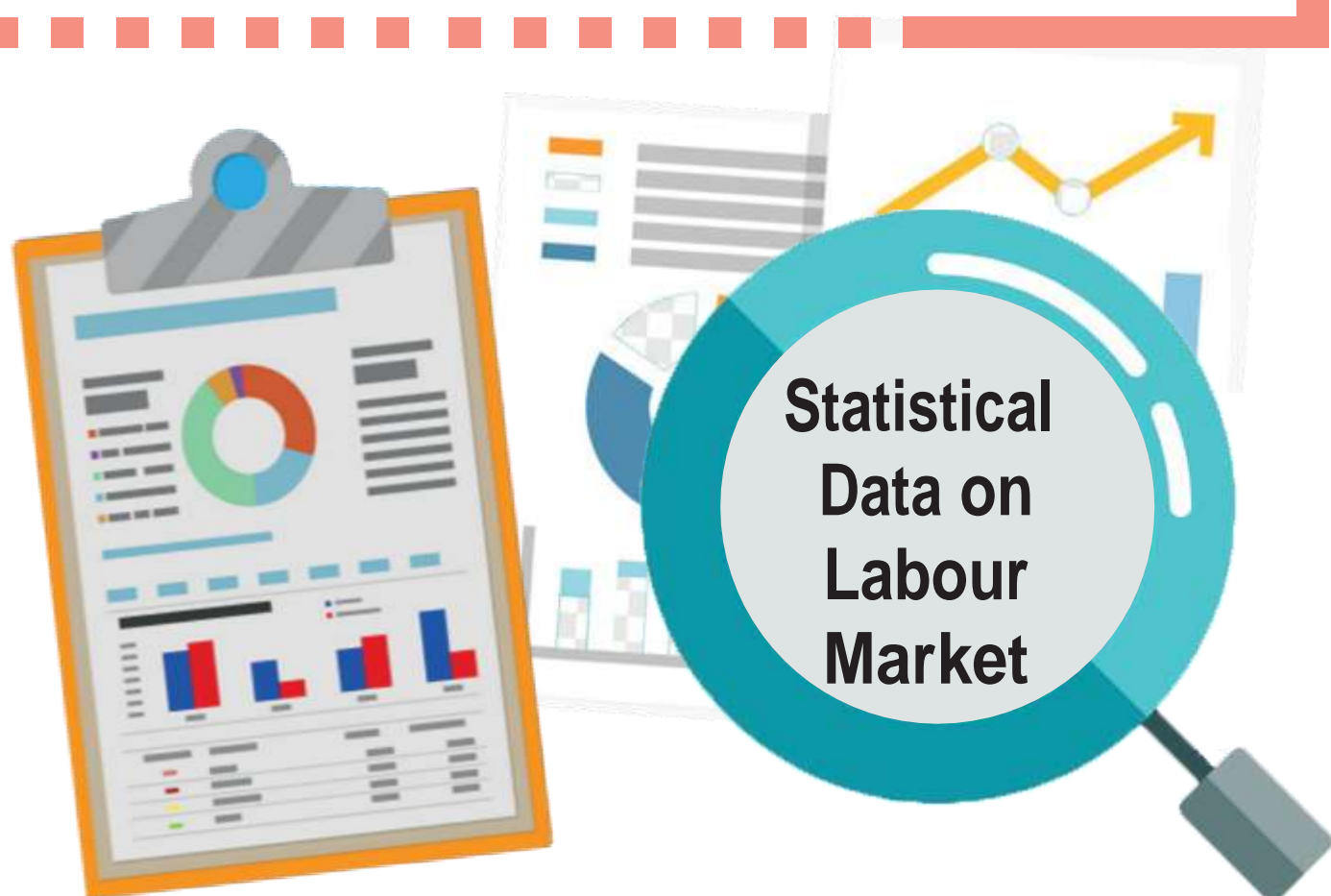


MINISTRY OF LABOUR, HUMAN RESOURCE DEVELOPMENT AND TRAINING
(Human Resource Development and Training Division)

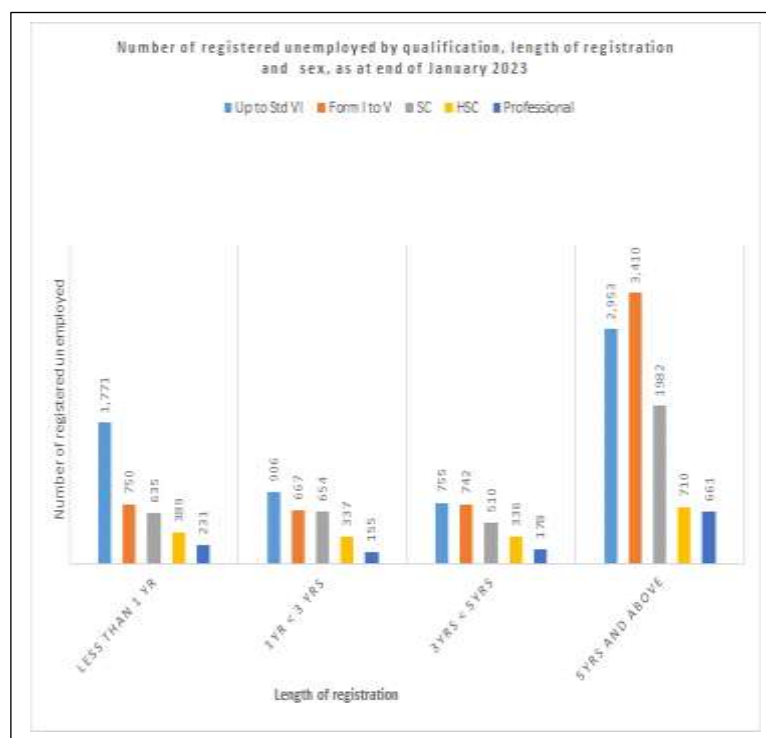
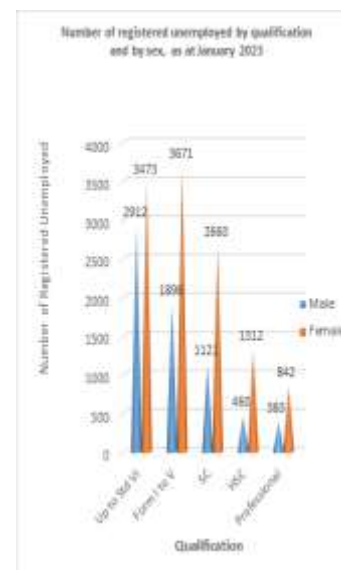
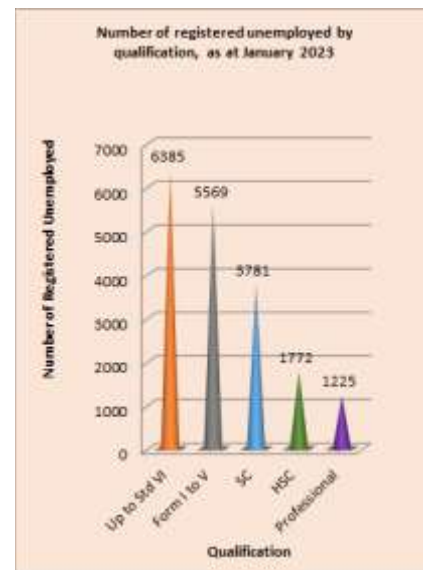
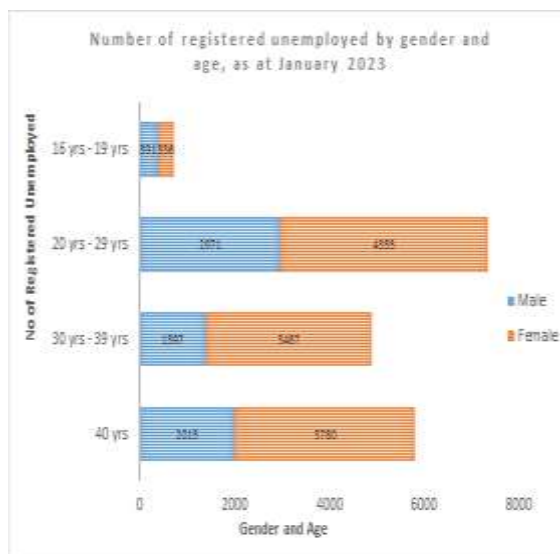
NATIONAL EMPLOYMENT DEPARTMENT
MONTHLY BULLETIN
JANUARY 2023



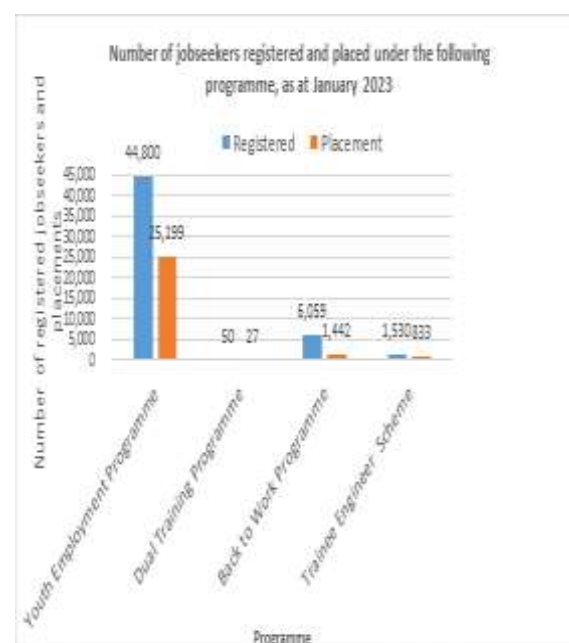
38,594 jobseekers seeking employment including (18,732) as unemployed or a better job (19,862) as at end of January 2023



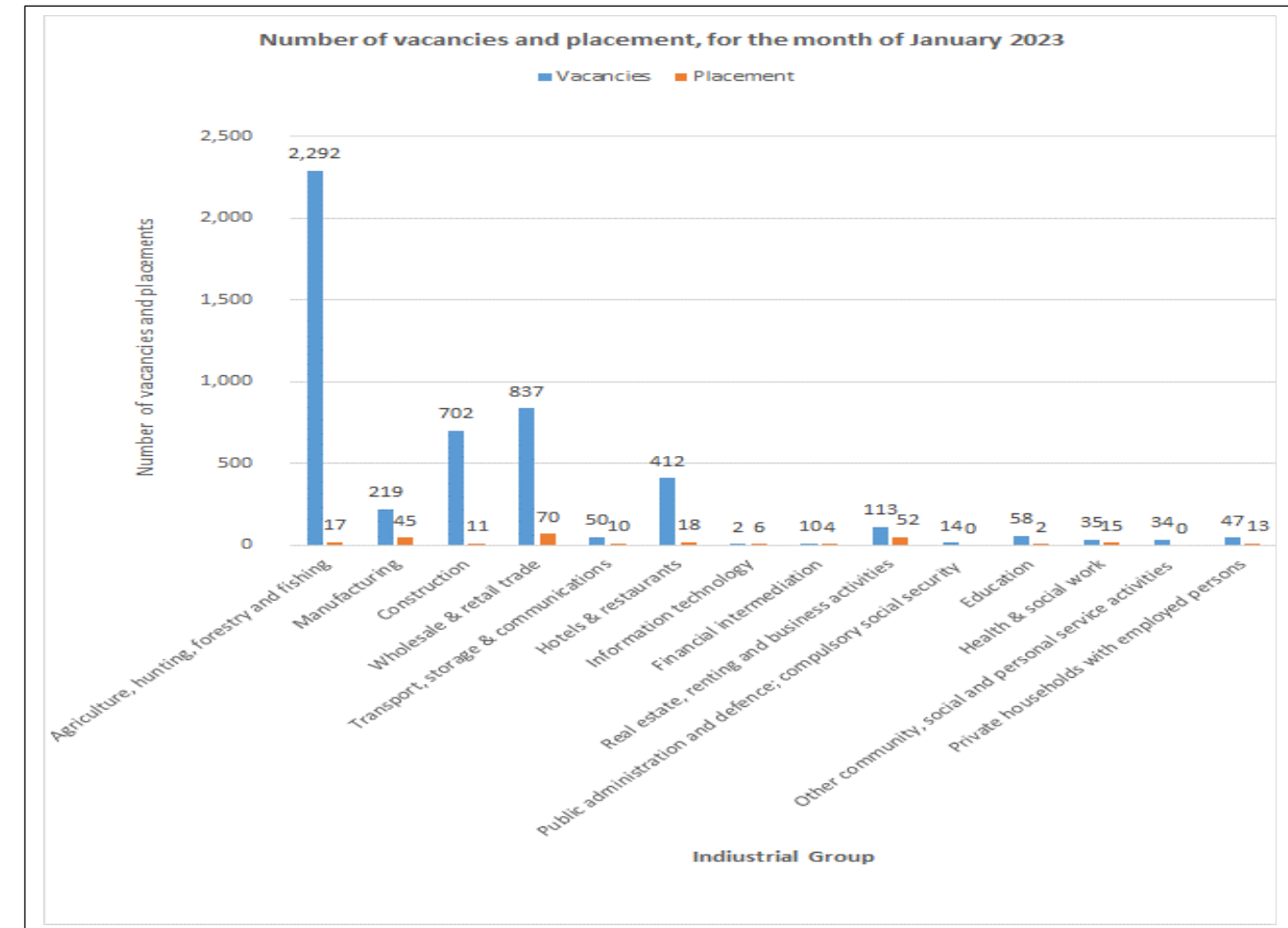
Profiling of unemployed jobseekers



Training Programmes



Vacancies & Placement – Industrial Group



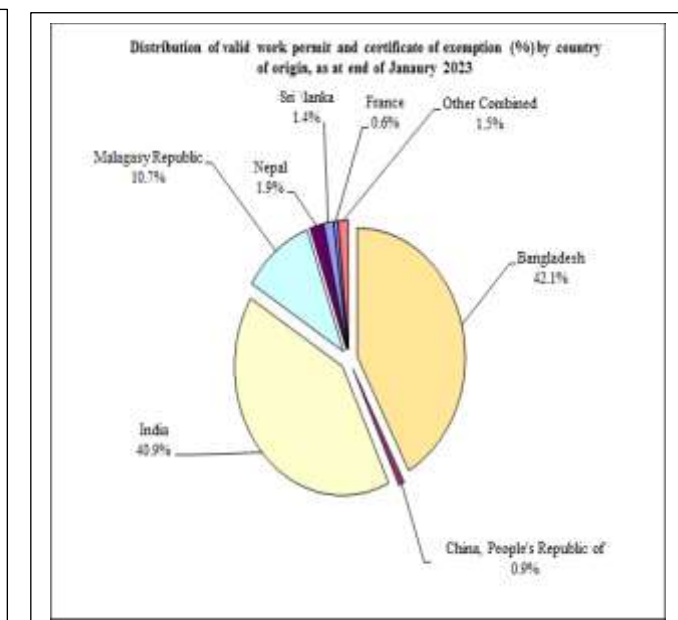
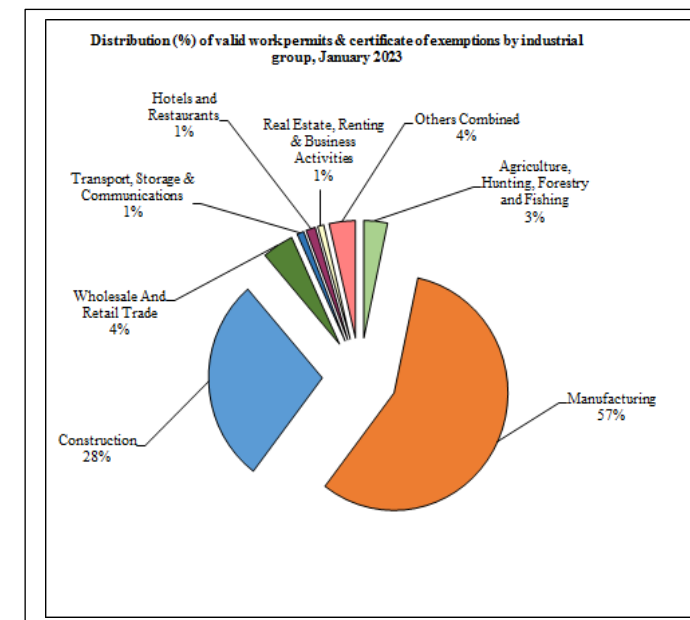
Foreign Workers (Work Permits and Certificate of Exemption: 35 977)




Male: 31 050



Female: 4 927





Please Open To View

National Employment Department Monthly Bulletin - January 2023

CONTENTS

	Page
Fact Sheet on Labour Market Indicators	4a - 4b
Section 1 - Registered unemployed in Mauritius	
1. Introduction	6 - 19
2. Registered jobseekers, as at the end of January 2023	6 - 10
Table 1 - Number of registered Unemployed and In Employment jobseekers by sex, as at end of January 2023	6
Table 2 - Registered unemployed jobseekers by age group and sex, as at end of January 2023	7
Table 3 - Registered unemployed jobseekers by qualification and sex, as at end of January 2023	8
3. In employment and seeking another job	10
4. De-registration	10
5. Vacancies	10 - 11
Table 4 - Number of vacancies notified in January 2023	10
Table 4a - Number of vacancies notified by occupation (20 and more) in January 2023	11
6. Workfare Programme	12
Table 5 - Laid off workers registered and redeployed for the month of January 2023	12
7. Magazine de L'Emploi et des Metiers	12
Table 6 - Statistics on Magazine de L'Emploi et des Metiers, as at 30 January 2023	12
8. Website of National Employment Department	13
Table 7 - Statistics on the website	13
9. Youth Employment Programme, Dual Training Programme, Back to Work Programme and Trainee Engineer Scheme	14 - 16
10. Career Guidance Service Unit	16 - 17
11. Job Placement	17 - 18
Table 8 - Type of placements by sex, January 2023	18
12. Work Permits and Certificates of Exemption	19
Table 9 - Number of registered unemployed by qualification, length of registration, sex & age group, as at end of January 2023	20 - 20a
10 - Number of registered Unemployed and In Employment jobseekers by EIC and sex, as at end of January 2023	21
11 - Change in number of registered unemployed by age group & sex, December 2022 - January 2023	22
12 - Number of registered unemployed by occupational group & sex, as at end of January 2023	22
13 - Number of registered unemployed by district and sex, as at end of January 2023	24
14 - Number of registered unemployed by locality and sex, as at the end of January 2023	24 - 26
15 - Number of registered unemployed with disabilities by nature of disability and sex, as at end of January 2023	27

Table 16	- Number of unemployed new registrants, re-registrants & those who reported for maintaining their registration by Employment Information Centre & sex, January 2023	28
17	- Change in the number of new unemployed registrants by educational attainment & sex, December 2022 - January 2023	29
18	- Number of new unemployed registrants by educational attainment, sex & age group, January 2023	29
19	- Number of new unemployed registrants by occupational group and sex, January 2023	30
20	- Number of In Employment new registrants, re-registrants & those who reported for maintaining their registration by Employment Information Centre & sex, January 2023	30
21	- Number of Unemployed and In Employment jobseekers de-registered by EIC and sex, January 2023	31
22	- Number of vacancies notified in EICs by industrial group and sex, January 2023	32
23	- Number of vacancies notified in the press by industrial group and sex, January 2023	32
24	- Number of vacancies notified in the press and in EICs by industrial group and skill level, January 2023	33
25	- Change in number of vacancies notified in the press and in EICs by industrial group, December 2022- January 2023	35
26	- Number of placements effected under the Youth Employment Programme by industrial group and sex, January 2023	36
27	- Result of submission of candidates to employers for job placement effected in January 2023	37
28	- Number of placements effected by industrial group, occupation and sex, January 2023	38 - 41

Work Permits and Certificates of Exemption

Table 29	- Number of new work permits issued by industrial group, occupation and sex, January 2023	43 - 44
30	- Number of work permits renewed by industrial group, occupation and sex, January 2023	45 - 47
31	- Number of new work permits issued and renewed work permits by country of origin and sex, January 2023	48
32	- Number of new and renewed work permits by industrial group and sex, January 2023	50
33	- Number of certificates of exemption issued and renewed by country of origin & sex, January 2023	51
34	- Number of valid work permits and certificates of exemption by industrial group & sex, as at end of January 2023	52
35	- Number of valid work permits and certificates of exemption by country of origin & sex, as at end of January 2023	53 - 54

Section 2 - Registered unemployed in the Island of Rodrigues

Table 1.1	- Number of registered unemployed and in employment jobseekers by sex, as at end of January 2023	56
1.2	- Number of registered unemployed and in employment by sex and age group, as at end January 2023	56
1.3	- Registered unemployed jobseekers by qualification & sex, as at end of January 2023	57
1.4	- Number of registered unemployed by qualification, length of registration, sex & age group, as at end of January 2023	58 - 59
1.5	- Number of registered unemployed by occupational group & sex, as at end of January 2023	61
1.6	- Number of Unemployed and In Employment new registrants, re-registrants & those who reported for maintaining their registration by sex, January 2023	61
1.7	- Number of registered unemployed with disabilities by nature of disability and sex, as at end of January 2023	62

Glossary		63 - 66
-----------------	--	---------

FIGURES

ISLAND OF MAURITIUS

Figure 1	- Registered unemployed by educational attainment, as at end of January 2023	23
2	- Number of registered unemployed by age group & sex, as at end of January 2023	23
3	- Number of vacancies by industrial group, January 2023	34
4	- Distribution (%) of vacancies by skill level, January 2023	34
5	- Distribution (%) of new work permits & renewed work permits by country of origin, January 2023	49
6	- Number of new work permits issued & renewed work permits by industrial group, January 2023	49

ISLAND OF RODRIGUES

Figure 7	- Registered unemployed by educational attainment, as at end of January 2023	60
8	- Number of registered unemployed by age group & sex, as at end of January 2023	60

Fact Sheet on Labour Market Indicators: Human Resource Development and Training Division

Indicators	Dec-22	Jan-23	Change	% Change
Registered jobseekers	39,642	38,594	-1,048	-3
Male	17,663	17,044	-619	-4
Female	21,979	21,550	-429	-2
Registered unemployed jobseekers	19,155	18,732	-423	-2
Male	6,970	6,774	-196	-3
Female	12,185	11,958	-227	-2
Registered In employment jobseekers	20,487	19,862	-625	-3
Male	10,693	10,270	-423	-4
Female	9,794	9,592	-202	-2
Registered unemployed professional jobseekers	1,267	1,225	-42	-3
Male	398	383	-15	-4
Female	869	842	-27	-3
Registered unemployed youth jobseekers (16 - 35 years)	11,402	11,173	-229	-2
Male	4,430	4,307	-123	-3
Female	6,972	6,866	-106	-2
Registered new unemployed jobseekers	378	670	292	77
Male	180	311	131	73
Female	198	359	161	81
Registered unemployed jobseekers with disabilities	120	116	-4	-3
Male	81	79	-2	-2
Female	39	37	-2	-5
Vacancies notified or advertised	2,133	4,825	2,692	126
Employment Information Centres	1,953	4,377	2,424	124
Press	180	448	1,380	767
Jobseekers referred for vacancies notified	4,259	4,521	262	6
Male	1,580	2,098	518	33
Female	2,679	2,423	-256	-10
Jobseekers placed	634	356	-278	-44
Male	331	161	-170	-51
Female	303	195	-108	-36
Valid work permits	31,951	30,113	-1,838	-6
Male	26,872	25,316	-1,556	-6
Female	5,079	4,797	-282	-6
Valid certificates of exemption	6,249	5,864	-385	-6
Male	6,118	5,734	-384	-6
Female	131	130	-1	-1

For more information, visit the website of the Human Resource Development and Training Division:
<https://mauritiusjobs.govmu.org>

Fact Sheet on Labour Market Indicators: Statistics Mauritius

Indicators	2 nd Quarter 2022	3 rd Quarter 2022
Active Population (Labour Force)	560,800	567,600
Male	334,800	342,000
Female	226,000	225,600
Activity rate (%)	55.4	56.1
Male	68.4	69.9
Female	43.2	43.2
Employed population	515,500	524,800
Male	312,600	321,800
Female	202,900	203,000
Unemployed population	45,300	42,800
Male	22,200	20,200
Female	23,100	22,600
Unemployed with tertiary qualifications	7,500	6,000
Male	3,500	2,500
Female	4,000	3,500
Unemployed youth (16-35 years)	32,500	29,600
Male	16,600	15,600
Female	15,900	14,000
Unemployment rate (%)	8.1	7.5
Male	6.6	5.9
Female	10.2	10.0
	2021¹	2022²
GDP Growth Rate at market prices (%)	+3.5	+7.8
	2021	2022
The Headline Inflation Rate (%) for year and for twelve months ending	4.0	10.8

For more information, visit the website of Statistics Mauritius: <https://statsmauritius.govmu.org>

¹ Revised

² Forecast

SECTION I



National Employment Department Monthly Bulletin – January 2023

1. Introduction

This is a monthly bulletin prepared by the Ministry of Labour, Human Resource Development and Training to present data on registered unemployed, vacancies, placements of jobseekers and work permits. This present issue refers to the month of January 2023 for the Island of Mauritius and Island of Rodrigues.

The data are compiled based on information collected at the thirteen Employment Information Centres (EICs) throughout the island and at the different units of the National Employment Department.

Registered unemployed comprise new registrants, re-registrants and those maintaining their registration. “New registrants” refers to new jobseekers wishing to be placed on the live register of unemployed of the National Employment Department. “Re-registrants” refers to those who have ceased registration for a period not exceeding two years, and come back to be re-admitted on the live register. If the break is more than two years then the case will be considered as a new one.

2. Registered jobseekers as at the end of January 2023

The total number of registered unemployed at the end of January 2023 stood at 18,732 (6,774 males and 11,958 females). These figures include laid off workers who are registered under the Workfare Programme.

In addition to registered unemployed, 19,862 jobseekers (10,270 males and 9,592 females), who though already in employment, were registered at the Employment Information Centres, in search of a better job.

Table 1 - Number of registered Unemployed and In Employment jobseekers by sex, as at end of January 2023

Registered Jobseekers	Male	Female	Both sexes
Unemployed	6,774	11,958	18,732
In Employment	10,270	9,592	19,862
Total	17,044	21,550	38,594

2.1 Distribution of registered unemployed by sex and age, qualification, length of registration, occupational group, district, locality and disability as at the end of January 2023

2.1.1 Distribution by sex and age (Tables 2 and 9)

The proportion of females among the registered unemployed was 64% against 36% for males. The proportion of registered unemployed aged between 16 and 29 years was 50% for males and 39% among females respectively. The mean age worked out to 34 years for male and 36 years for female jobseekers. The table below provides for the profile of registered unemployed jobseekers by age group.

Table 2 - Registered unemployed jobseekers by age group and sex, as at end of January 2023

Age group	Male		Female		Total	
	Number	%	Number	%	Number	%
16-29	3,362	50	4,691	39	8,053	43
30-34	820	12	1,840	15	2,660	14
35-39	577	9	1,647	14	2,224	12
40-44	643	9	1,846	15	2,489	13
45-49	486	7	1,098	9	1,584	8
50-54	400	6	462	4	862	5
55-65	486	7	374	3	860	5
Total	6,774	100	11,958	100	18,732	100

2.1.2 Distribution by qualification (Table 9)

Among the registered unemployed, some 25% have never been to school or did not pass the Certificate of Primary Education; while about 9% possessed the CPE as the only qualification. Another 30% have followed secondary education (Form I to V), without passing the School Certificate. The proportion of registered unemployed with SC, HSC and tertiary education were 20%, 9% and 7% respectively.

In general, female registered unemployed are more qualified than their male counterparts. The percentage of males and females who did not possess their Certificate of Primary Education was 33% and 21% respectively. On the other hand, 17% of males and 22% of females registered unemployed have attained the School Certificate, 7% of males and 11% of females the Higher School Certificate and 6% of males and 7% of females as professionals. The next table provides for the profile of registered unemployed jobseekers by qualification and sex.

Table 3 - Registered unemployed jobseekers by qualification and sex, as at end of January 2023

Qualification	Male		Female		Total	
	Number	%	Number	%	Number	%
Education Nil + Std VI Failed	2,202	33	2,491	21	4,693	25
Standard VI Passed	710	10	982	8	1,692	9
Form I to V (including SC failed)	1,898	28	3,671	31	5,569	30
SC	1,121	17	2,660	22	3,781	20
HSC	460	7	1,312	11	1,772	9
Professional	383	6	842	7	1,225	7
Total	6,774	100	11,958	100	18,732	100

2.1.3 Distribution by length of registration (Table 9)

Out of the 18,732 registered unemployed as at the end of January 2023, 20% have registered for less than one year and 15% have been registered for a period between one and three years. It is to be noted that 52% have been on the registration list for five years or more. On average, an unemployed has been in registration for 3.5 years. The average length of registration for females being slightly higher than that of males, 3.7 years compared to 3.1 years.

2.1.4 Number of registered unemployed & In employment by EICs & Gender (Table 10)

Table 10 provides for the number of registered Unemployed and In Employment jobseekers by EIC and sex, as at the end of January 2023.

2.1.5 Comparison with the previous month (Table 11)

Compared to December 2022, the number of registered unemployed has decreased by 423 from 19,155 from December 2022 to 18,732 for January 2023 (Table 11).

2.1.6 Distribution by occupational group (Table 12)

Registered unemployed are classified into occupational groups according to their previous work experience or their technical or professional qualifications. Among the 18,732 unemployed registrants, (26%) were classified as “Clerical Support Workers”, (21%) were classified as “Service and Sales Workers” and (17%) were engaged in “Elementary Occupations. About (4%) had never worked and did not possess any technical or professional qualifications while (6%) were classified as “Managers; Professionals”.

2.1.7 Geographical distribution (Tables 13 & 14)

Table 13 gives the distribution of registered unemployed by district and sex. An analysis of registered unemployed by locality shows that the region of Port Louis had the greatest number of registered unemployed (2,213) followed by Quatre Bornes and Vacoas (1,044 and 851 respectively). The lowest number of registered unemployed are at Tamarin (26), followed by Case Noyale (42) and Mont Roches (44).

2.1.8 Registered unemployed with disabilities (Table 15)

Among the 18,732 unemployed registrants, 116 persons with disabilities were looking for work comprising of 79 males and 37 females. Table 15 gives the number of registered unemployed with disabilities by their type of disability.

2.2 New registration, re-registration and maintaining registration in January 2023

2.2.1 New registration

In January 2023, 670 persons (311 males and 359 females) have registered themselves as unemployed for the first time (Table 16). Compared to December 2022, the number of new unemployed registrants has increased by 292, from 378 for December 2022 to 670 for January 2023 (Table 17).

About 71% of the new registrants were aged between 16 and 29 years old and 11% were aged between 30 and 39 years old. Those aged 40 years and above amounted to 118 i.e. 18% (Table 18).

Among the new unemployed registrants, for the month of January 2023, 305 (46%) have never been to school or have attained only primary school level. Of these 63 (21%) have achieved the Certificate of Primary Education. Some 20% have followed the secondary education without passing the School Certificate; 19% had the School Certificate and 8% possessed the Higher School Certificate as their highest qualification. Among the new registrants, 49 (7%) were holders of professional qualifications (Table 18).

Out of the 670 new registrants, 64 persons had neither worked before nor undergone any technical or professional training. Some 21% had previous work experience or were qualified to work as “Clerical Support Workers” and 18% of the new unemployed registrants were classified under “Service and sales workers”. About 23% had been engaged in “Elementary Occupations”. Among the new registered unemployed, 40 (6%) had work experience or were qualified as “Managers; Professionals” (Table 19).

2.2.2 Re-registration and maintaining registration

The total number of re-registration for the month of January 2023 stood at 945 (423 males and 522 females). A total of 4,370 unemployed persons (1,471 males and 2,899 females) reported to the Employment Information Centres to maintain their registration (Table 16).

3. In employment and seeking another job

During the month of January 2023, 876 persons who, though already in employment, registered themselves at the Employment Information Centres in search of better jobs. Among them, 138 (76 males and 62 females) were new registrants and 738 (414 males and 324 females) were re-registrants (Table 20).

There were also 4,949 registrants, in employment, who reported to the Employment Information Centres to maintain their registration comprising of 2,521 males and 2,428 females.

4. De-Registration

De-Registration refers to jobseekers who fail to maintain their registration during the month and consequently their applications are removed from the live register and placed in a dormant register.

During the month of January 2023, 3,446 (1,734 males and 1,712 females) jobseekers have de-registered their application as jobseeker, out of which 1,845 (793 males and 1,052 females) were unemployed jobseekers and 1,601 (941 males and 660 females) as in employment jobseekers (Table 21).

5. Vacancies

In January 2023, vacancies notified to the Employment Information Centres numbered to 4,377. The highest number of vacancies being, 2,108 was advertised in the “*Agriculture, hunting and forestry*” sector (Table 22).

A total of 448 vacancies has been notified in the press during the month of January 2023. The highest of the vacancies were from ‘*Agriculture, hunting and forestry*’ sector with 184 vacancies (Table 23).

Overall, the total number of vacancies notified for the month of January 2023 was 4,825. The next table provides for the number of vacancies notified in January 2023.

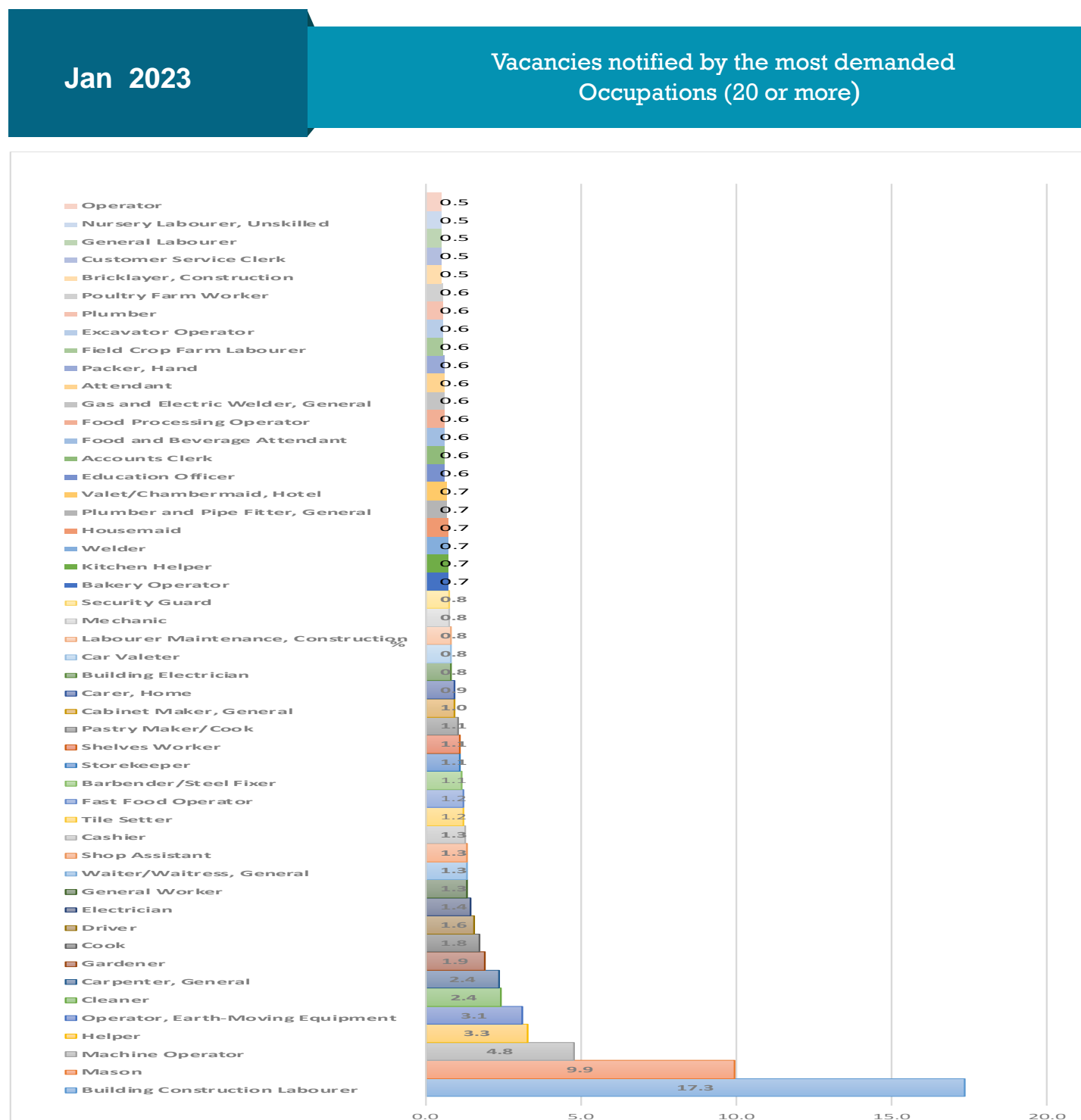
Table 4 - Number of vacancies notified in January 2023

Notification	Male	Female	Either male or female	Total
EICs	2,297	211	1,869	4,377
Press	0	15	433	448
Total	2,297	226	2,302	4,825

Table 24 shows the distribution of vacancies by industry and skill level. Compared to December 2022, the number of vacancies for the month of January 2023 has increased by 2,692 as shown in Table 25.

The next table provides for the number of vacancies notified by the most demanded occupations in January 2023.

Table 4a:



The most demanded vacancies in January 2023 represent 17.3% for Building Construction Labourer, 9.9% for Mason and 4.8% for Machine Operator.

6. Workfare Programme

The role of the National Employment Department is to facilitate redeployment of laid-off workers for those who have opted for job placement. The laid off workers are eligible to a Transitional Unemployment Benefit (TUB) for a period of maximum 12 months.

The number of laid-off workers still registered under the Workfare Programme as at 31 January 2023 stood at 3,229 (1,966 males, 1,263 females).

For the month of January 2023, 273 laid off workers (187 males, 86 females) were registered. 20 laid off workers (13 males, 7 females) were placed during the same month.

Table 5 - Laid off workers registered and redeployed for the month of January 2023

Reported to National Employment Department for Redeployment			Redeployed		
Male	Female	Total	Male	Female	Total
187	86	273	13	7	20

7. Magazine de L'Emploi et des Metiers



During the month of January 2023, 2 programmes consisting of 319 vacancies were broadcast.

Reportages were conducted on job opportunities on board cruise ships and on open days at the MITD during the month of January 2023. 19 jobseekers (7 males and 12 females) were placed during the said month.

Since the start of the programme in 21 March 2007, the number of jobseekers placed has reached 11,967.

Table 6 - Statistics on Magazine de L'Emploi et des Metiers as at 31 January 2023

Number of programmes broadcast	933
Number of vacancies broadcast	185,145
Number of placement	11,967

8. The website of National Employment Department: <https://mauritiusjobs.govmu.org>



The website <https://mauritiusjobs.govmu.org> was launched in September 2014. The objective of the website is as follows:

- To have a dedicated and state of the art interactive website for jobseekers and employers that will be more user-friendly and responsive.
- To incorporate overseas vacancies notified in the context of the International Organization for Migration (IOM).
- To provide a quicker search engine both for jobseekers and employers.

The Benefits of the Website are:

- Jobseekers can view latest vacancies both local and abroad
- Jobseekers can apply for jobs directly
- Employers can upload their vacancies and effect quick search for potential candidates.
- Employers can view profiles of candidates, CVs, references and qualifications.
- Free of cost and accessible to intended users even on smart phones, tablets and laptops and will be linked to all the other related stakeholders dealing with employment issues.

Table 7 - Statistics on the website

Type of statistics	For the month of January 2023	As at the end of January 2023
Number of jobseekers registered	149 (92 males and 57 females)	49,555
Number of employers registered	100	5,748
Number of vacancies posted	539	33,576
Number of jobseekers placed	4 (2 males + 2 females)	341

9. Youth Employment Programme, Dual Training Programme, Back to Work Programme and Trainee Engineer Scheme



9.1 The Youth Employment Programme (YEP) which started in 2013 is meant for unemployed youth aged between 16 and 35 years and provides them with training and placement in an enterprise for an initial period of one year with the possibility of one additional year of placement with another enterprise. The Programme provides for the payment of a monthly stipend to the youth as follows:

HSC : Rs 8,000
 Diploma : Rs 10,000
 Graduates: Rs 15,000

50% of the stipend is refunded to the employer by Government as well as 50% of the training cost up to a maximum of Rs 7,500 per youth.

Since December 2015, the YEP has been extended to the public sector.

According to the YEP Secretariat, there is a total number of 44,800 (19,658 males and 25, 142 females) youth registered with YEP as at 31 January 2023.

The number of Employers registered with YEP is 7,490, out of which 39% are actively participating in the recruitment process.

The number of jobseekers placed in companies through the YEP as at 31 January 2023 is 25,199 (11,259 males and 13,940 females). 39 (14 males and 25 females) jobseekers were placed in the public and private sectors. 30 jobseekers (12 males and 18 females) were placed in the private sector out of which 23% in “*Professional, Scientific & Technical Activities*” sector, 17% in “*Wholesale and Retail Trade: Repair of Motor vehicles and Motorcycles activities*” sector and 13% in both “*Information and communication (including BPO)*” sector and “*Accommodation and food service activities*” sector respectively (Table 26). The remaining 9 jobseekers (2 males and 7 females) were placed in the public sector during the month of January 2023.



9.2 The Dual Training Programme (DTP), launched in September 2015 provides for unemployed Mauritians to follow a Diploma or Degree Course with a tertiary institution registered with either the Tertiary Education Commission or the Mauritius Qualifications

Authority in fields required by the labour market, with placement in an enterprise. Under the Programme, trainees will be paid a monthly stipend of Rs 6,000 for a maximum period of three years. As for employers, they will be refunded 60% of the course fees, per year per trainee as well as the stipend for a maximum of three years. After satisfactory completion of the course, the trainees may be employed.

According to the DTP secretariat, 50 companies have registered in the DTP and 205 trainees have successfully completed their training, out of which 90 males and 115 females. The trainees have completed their training programme in different courses such as BTS Assistant de Gestion, BTS Services Informatiques aux Organisations and Technician Diploma in Mechanical and Electrical Engineering. The training institutions are Université des Mascareignes and MCCI Business School. 155 trainees have obtained permanent jobs after completion of the training.

27 trainees including 16 males and 11 females are currently on placement with private companies.



9.3 The Back to Work Programme (BTWP) which was launched in September 2015 is meant for women above 30 years of age to enable them take up or resume employment. The Programme provides for the placement of women in a job for an initial period of one year following which they might be employed. During the placement period, the women will be paid a stipend up to a maximum of Rs 10,575 and will get the opportunity of following training in a registered institution.

Employers enrolling women on placement under the Programme will be refunded the training cost up to a maximum of Rs 7,500 per woman as well as the stipend for the placement period.

According to the BTWP secretariat, as at the end of January 2023, 925 employers are registered in the programme, out of which 40% participated actively. 6,059 women are registered in the programme and 1,442 have been placed, out of which 32% in the “*Wholesale and trade*” sector and 27% in the “*Manufacturing*” sector. 721 women have obtained permanent jobs after completion of their placement.

For the month of January 2023, 28 women and 4 employers have registered for the first time, 5 unemployed women were placed.

In addition, to further empower those women, technical courses are currently being dispensed to them by MITD. The courses are fully sponsored by this Ministry and a stipend of Rs 10,575 are paid to them at the end of the course. 516 unemployed women under the BTWP have been trained in Bakery/Pastry, Beauty Therapy, Hairdressing, Care of the Elderly and Disabled, Early Childhood care and Flower Arrangements.



9.4 Government has found that there is a bottleneck regarding pre- registration of engineers at the Council of Registered Professional Engineers (CRPE). The requirements of two years practical training under the supervision of professional engineers could not be entertained for lack of training possibilities for our graduates in engineering.

Government thus announced a special scheme in the Budget Programme 2016-2017, for the placement of trainee engineers.

The objective of the TES is to enable Graduates in engineering to qualify for registration with the Council of Registered Professional Engineers of Mauritius and to operate as full-fledged engineers.

The requirements for enlistment of trainees for the Trainee Engineer Scheme: Degree holders in engineering plus eligibility certificate stage 1 from the Council of Registered Professional Engineer.

As at 31 January 2023, the number of applications received for the scheme was 1,530 (1,135 males and 395 females). The number of placements effected in the public sector was 478 (377 males and 101 females) and in the private sector was 355 (271 males and 84 females). Most placements were made in the following fields: 36% in “*Civil Engineering*”, 22% in “*Mechanical Engineering*” and 18% in “*Mechatronics Engineering*”.

19 employers of the public sector and 57 of the private sector are participating in the scheme as at 31 January 2023; while the number of placements for the month of January 2023 stood at 6 (4 males and 2 females) trainees in the private sector. No placement was effected in the public sector.

10. Career Guidance Service Unit

The main functions of the Careers Guidance Service are to:

- Establish and maintain contacts with employers, training providers and higher education establishments in order to collect and compile up-to-date career/information.
- Identify clients' interests, skills, values and personality traits through individual/group counselling appointments, thus helping them develop a career plan.
- Conduct career related activities in schools – assisting students in their choice of subjects, training/employment and educational opportunities, thereby helping them in their career planning.
- Participate in and organize career fairs.
- Certify copies of educational certificates as “True Copy”.

The table below provides for the activities conducted during the month of January 2023

Activities	Number
Visit in Enterprises	90
Guidance & Counselling to the general public and students in schools	253
Certification of copies of educational certificates as "True Copy"	1,069

11. Job Placement

11.1 Placement is made according to the job requirements of employers. For the month of January 2023, 4,377 vacancies have been processed by the Employment Information Centres and 4,521 registrants were referred for employment by the latter. Out of the 4,521 (2,098 males and 2,423 females) referred jobseekers, 164 declined job offers, 977 failed to report to employers and 2,467 were not selected. There were 256 registrants who reported that they have been employed and the result of referral for 650 remaining applicants was not yet known. For the month of January 2023, placement has been effected for about 6% of the vacancies processed (Table 27).

Some vacancies for the month of December 2022 have been processed during the month of January 2023 leading to 7 additional placements being made.

As regards placement in the public sector, 24 vacancies have been reported for which 105 jobseekers have been referred. No vacancy has been reported.

Furthermore, 20 persons registered under the “*Workfare Programme*” have been placed, 19 persons through the TV programme “*Magazine de L’Emploi et des Metiers*”, 4 person through the *Job*

Management system, 39 persons through the “Youth Employment Programme”, 5 persons through the “Back to Work Programme” and 6 persons through the “Trainee Engineer Scheme”. Thus, the total number of placements, for the month of January 2023, amounted to 356 (Table 28) and as shown below.

Table 8 - Type of placements by sex, January 2023

Type of Placement	Male		Female		Total	
	Number	%	Number	%	Number	%
EIC	121	75	142	73	263	74
Public Sector	0	0	0	0	0	0
Workfare Programme	13	8	7	4	20	6
Magazine de L’Emploi et des metiers	7	4	12	6	19	5
Job Management System	2	1	2	1	4	1
Youth Employment Programme	14	9	25	13	39	11
Back to Work Programme	0	0	5	3	5	1
Dual Training Programme	0	0	0	0	0	0
Trainee Engineer Scheme	4	2	2	1	6	2
Overseas Vacancies	0	0	0	0	0	0
Total	161	100	195	100	356	100

11.2 The disparity between the number of vacancies reported and the number of persons placed can be explained by unwillingness of job seekers to accept job offers and also by some criteria set by the employers. Some jobseekers refused job offers because of the conditions of work e.g. low salary, overtime or night duty. Most of the jobseekers refused the jobs offered to them as they are looking for public sector jobs. For some vacancies, no suitable candidates were available.

In some cases, employers were not satisfied with referred candidates and consequently the vacancies were filled by the employers themselves. Some candidates were not selected by employers as according to the latter they were not suitable for the work or lack previous experience. Employers were not willing to offer higher salaries, thus the jobseekers who were looking for a better pay were not selected by the employers.

11.3 A breakdown of placements by industrial group shows that the majority of the placements made were in the “Wholesale & Retail Trade; repair of motor vehicles, motorcycles & personal and household goods” sector (70), “Real estate, renting and business services” sector (52), and “Manufacturing” sector (45). The remaining placements were effected in companies engaged in other activities (Table 28).

12. Work Permits and Certificates of Exemption

For the month of January 2023, the number of new work permits issued was 127 (115 males and 12 females). The majority of the new work permits issued was for the “*Manufacturing*” sector (64) followed by “*Construction*” sector with 29 (Table 29 & 32). Out of the 127 new work permits issued, 70 were allocated to Bangladeshi workers, 33 to Indian workers and 18 to Malagasy workers (Tables 31).

The number of work permits renewed for the month of January 2023 amounted to 595 (498 males and 97 females) out of which 345 were for the “*Manufacturing*” sector and 159 for the “*Construction*” sector (Table 30 & 32). The majority of the work permits renewed were for Bangladeshi, Indian and Malagasy workers with 415, 106 and 39 work permits respectively as shown in Table 31.

The number of new certificates of exemption issued and renewed for the month of January 2023 amounted to 241. The majority were from India with 191 (Table 33).

The number of valid work permits as at the end of January 2023 stood at 30,113 (25,316 males and 4,797 females). Most of the foreign workers in Mauritius were working in the “*Manufacturing*” sector (68%) followed by “*Construction*” sector with 16%. The number of valid certificates of exemption as at the end of January 2023 stood at 5,864 (5,734 males, 130 females). The majority of valid certificates of exemption as at the end of January 2023 were for “*Construction*” sector (90%) with 5,306. (Tables 34).

The number of valid work permits and certificates of exemption as at the end of January 2023 stood at 35,977 (31,050 males and 4,927 females). Most of the foreign workers in Mauritius were working in the “*Manufacturing*” sector (57%) followed by “*Construction*” sector with 28%. (Table 34).

The countries of origin for the valid work permits and certificates of exemption are given in Table 35. 42% of the valid work permits and certificates of exemption were for Bangladeshi workers, while 41% of the expatriates came from India. 89% within valid certificates of exemption was for Indian workers and 50% and 31% within valid work permits were for Bangladeshi and Indian workers. (Table 35)

Date: 14 April 2023

**National Employment Department,
Level 11, Victoria House,
C/R, Barracks and St. Louis Streets,
Port Louis.**

Tel : 405 0100

Email: imiunit@govmu.org

Website: <https://mauritiusjobs.govmu.org>

Table 9 - Number of registered unemployed by qualification, length of registration, sex and age-group, as at end of January 2023

	Age-group Length of Registration	Male					Female					Both sexes				
		16 - 19	20 - 29	30 - 39	40+	Total	16 - 19	20 - 29	30 - 39	40+	Total	16 - 19	20 - 29	30 - 39	40+	Total
Education Nil +Std VI Failed	Less than 1 year	76	164	150	384	774	35	157	164	290	646	111	321	314	674	1,420
	1 yr but < 2 yrs	14	56	36	112	218	6	36	49	75	166	20	92	85	187	384
	2 yrs but < 3 yrs	2	31	22	53	108	2	33	48	107	190	4	64	70	160	298
	3 yrs but < 4 yrs	0	42	12	51	105	0	34	58	110	202	0	76	70	161	307
	4 yrs but < 5 yrs	0	28	26	43	97	0	31	49	75	155	0	59	75	118	252
	5 yrs and above	0	94	221	585	900	0	59	305	768	1,132	0	153	526	1,353	2,032
	Total	92	415	467	1,228	2,202	43	350	673	1,425	2,491	135	765	1,140	2,653	4,693
Standard VI (passed)	Less than 1 year	55	49	27	42	173	24	66	45	43	178	79	115	72	85	351
	1 yr but < 2 yrs	11	25	8	16	60	6	30	12	14	62	17	55	20	30	122
	2 yrs but < 3 yrs	1	40	9	7	57	1	20	13	11	45	2	60	22	18	102
	3 yrs but < 4 yrs	1	23	8	11	43	0	23	19	20	62	1	46	27	31	105
	4 yrs but < 5 yrs	0	29	6	4	39	0	16	19	17	52	0	45	25	21	91
	5 yrs and above	0	91	126	121	338	0	72	204	307	583	0	163	330	428	921
	Total	68	257	184	201	710	31	227	312	412	982	99	484	496	613	1,692
Form I to V (including SC failed)	Less than 1 year	103	193	26	61	383	74	170	56	67	367	177	363	82	128	750
	1 yr but < 2 yrs	32	116	11	21	180	27	105	29	27	188	59	221	40	48	368
	2 yrs but < 3 yrs	0	139	8	23	170	0	91	14	24	129	0	230	22	47	299
	3 yrs but < 4 yrs	0	128	8	11	147	0	144	50	37	231	0	272	58	48	378
	4 yrs but < 5 yrs	0	104	11	11	126	0	135	62	41	238	0	239	73	52	364
	5 yrs and above	0	308	325	259	892	0	438	992	1,088	2,518	0	746	1,317	1,347	3,410
	Total	135	988	389	386	1,898	101	1,083	1,203	1,284	3,671	236	2,071	1,592	1,670	5,569

Table 9 (cont'd) - Number of registered unemployed by qualification, length of registration, sex and age-group, as at the end of January 2023

Qualification	Age-group Length of Registration	Male					Female					Both sexes				
		16 - 19	20 - 29	30 - 39	40+	Total	16 - 19	20 - 29	30 - 39	40+	Total	16 - 19	20 - 29	30 - 39	40+	Total
SC	Less than 1 year	75	155	16	21	267	116	200	24	28	368	191	355	40	49	635
	1 yr but < 2 yrs	19	123	7	8	157	41	146	10	9	206	60	269	17	17	363
	2 yrs but < 3 yrs	0	97	6	7	110	1	142	10	28	181	1	239	16	35	291
	3 yrs but < 4 yrs	0	89	5	4	98	0	138	13	9	160	0	227	18	13	258
	4 yrs but < 5 yrs	0	71	3	2	76	0	135	18	23	176	0	206	21	25	252
	5 yrs and above	0	195	136	82	413	0	429	694	446	1,569	0	624	830	528	1,982
	Total	94	730	173	124	1,121	158	1,190	769	543	2,660	252	1,920	942	667	3,781
HSC	Less than 1 year	2	115	6	6	129	2	235	17	6	260	4	350	23	12	389
	1 yr but < 2 yrs	0	63	1	0	64	0	134	1	1	136	0	197	2	1	200
	2 yrs but < 3 yrs	0	42	2	2	46	0	86	2	3	91	0	128	4	5	137
	3 yrs but < 4 yrs	0	45	1	0	46	0	139	3	4	146	0	184	4	4	192
	4 yrs but < 5 yrs	0	35	2	0	37	0	97	7	3	107	0	132	9	3	144
	5 yrs and above	0	81	48	9	138	0	311	221	40	572	0	392	269	49	710
	Total	2	381	60	17	460	2	1,002	251	57	1,312	4	1,383	311	74	1,772
Professional	Less than 1 year	0	71	11	13	95	1	116	9	10	136	1	187	20	23	231
	1 yr but < 2 yrs	0	14	6	7	27	0	45	4	2	51	0	59	10	9	78
	2 yrs but < 3 yrs	0	16	5	4	25	0	40	8	4	52	0	56	13	8	77
	3 yrs but < 4 yrs	0	23	0	3	26	0	36	5	1	42	0	59	5	4	68
	4 yrs but < 5 yrs	0	28	13	2	43	0	59	7	1	67	0	87	20	3	110
	5 yrs and above	0	48	89	30	167	0	207	246	41	494	0	255	335	71	661
	Total	0	200	124	59	383	1	503	279	59	842	1	703	403	118	1,225
Grand total		391	2,971	1,397	2,015	6,774	336	4,355	3,487	3,780	11,958	727	7,326	4,884	5,795	18,732

Table 10 - Number of registered Unemployed and In Employment jobseekers by EIC and workfare by sex, as at end of January 2023

EIC ¹	Unemployed			In Employment			Total		
	Male	Female	Both sexes	Male	Female	Both sexes	Male	Female	Both sexes
Curepipe	114	228	342	400	427	827	514	655	1,169
Flacq	779	2,604	3,383	2,249	1,859	4,108	3,028	4,463	7,491
Goodlands	345	828	1,173	1,006	876	1,882	1,351	1,704	3,055
Mahebourg	111	367	478	658	700	1,358	769	1,067	1,836
Port Louis	1,064	1,149	2,213	710	570	1,280	1,774	1,719	3,493
Quartier Militaire	262	707	969	867	872	1,739	1,129	1,579	2,708
Quatre Bornes	421	640	1,061	319	373	692	740	1,013	1,753
Riviere des Anguilles	240	695	935	714	692	1,406	954	1,387	2,341
Riviere du Rempart	178	533	711	600	528	1,128	778	1,061	1,839
Rose Belle	167	726	893	985	973	1,958	1,152	1,699	2,851
Rose Hill	226	365	591	340	386	726	566	751	1,317
Triolet	599	1,224	1,823	936	763	1,699	1,535	1,987	3,522
Vacoas	297	621	918	486	573	1,059	783	1,194	1,977
Workfare	1,971	1,271	3,242	0	0	0	1,971	1,271	3,242
Total	6,774	11,958	18,732	10,270	9,592	19,862	17,044	21,550	38,594

1 Employment Information Centre

Number of registered Unemployed jobseekers by EIC by sex as at end of January 2023

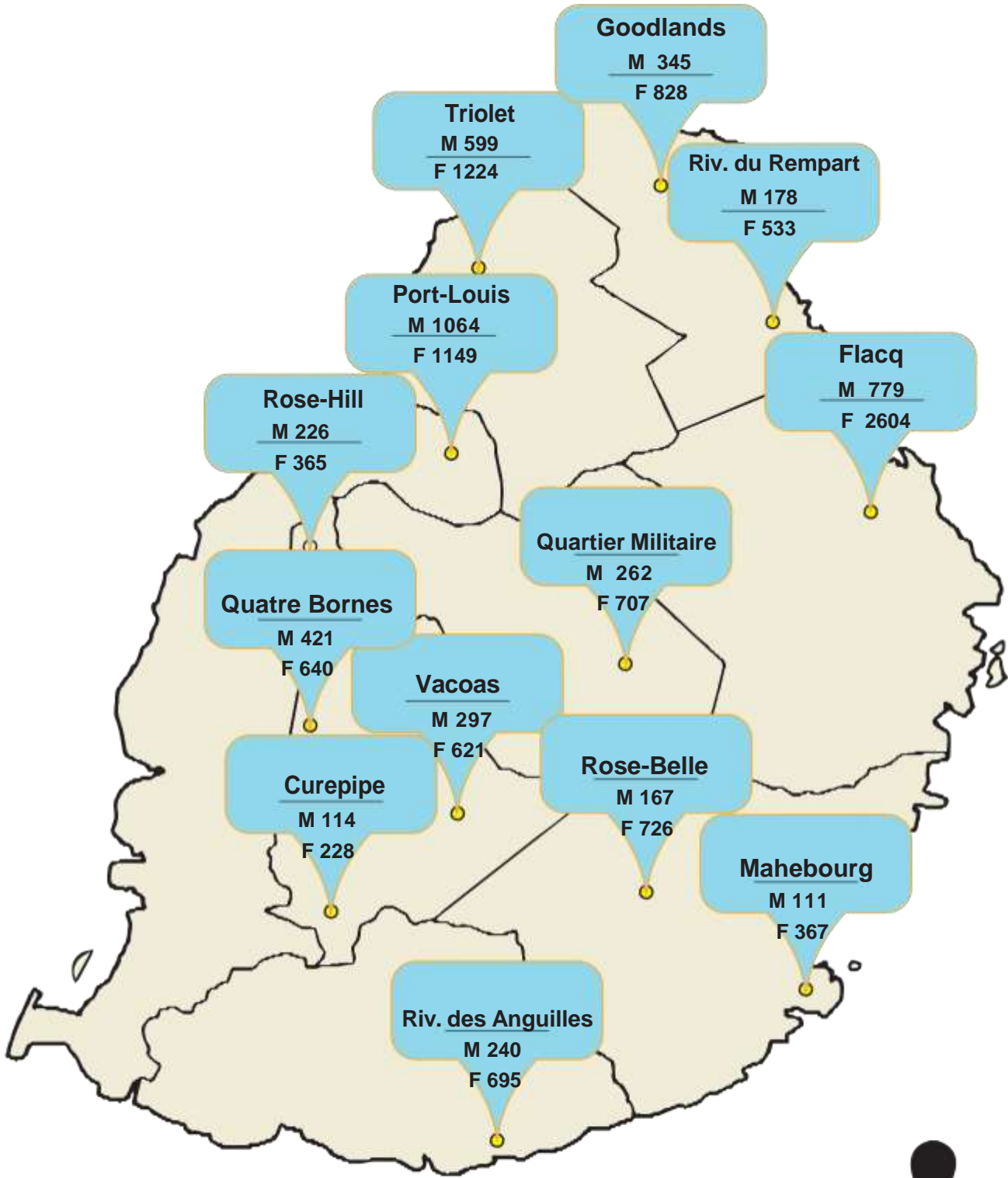


Table 11 - Change in number of registered unemployed by age-group & sex, December 2022 - January 2023

Age-group (years)	December 2022			January 2023			Change		
	Male	Female	Both sexes	Male	Female	Both sexes	Male	Female	Both sexes
16 - 19	362	305	667	391	336	727	29	31	60
20 -29	3084	4,451	7,535	2971	4355	7,326	-113	-96	-209
30 -39	1463	3,528	4,991	1397	3487	4,884	-66	-41	-107
40+	2061	3,901	5,962	2015	3780	5,795	-46	-121	-167
Total	6,970	12,185	19,155	6,774	11,958	18,732	-196	-227	-423

Table 12 - Number of registered unemployed by occupational group and sex, as at end of January 2023

Occupational group	Male	Female	Both sexes
Managers	56	45	101
Professionals	222	738	960
Technicians & Associate Professionals	525	853	1,378
Clerical Support Workers	1,171	3,688	4,859
Service and Sales Workers	1,097	2,905	4,002
Skilled Agricultural, Forestry & Fishery Workers	94	43	137
Craft & Related Trades Workers	1,276	467	1,743
Plant & Machinery Operators & Assemblers	840	700	1,540
Elementary Occupation	1,266	1,938	3,204
New Workers Seeking Employment	227	581	808
Total	6,774	11,958	18,732

Figure 1 - Registered unemployed (%) by educational attainment, as at end of January 2023

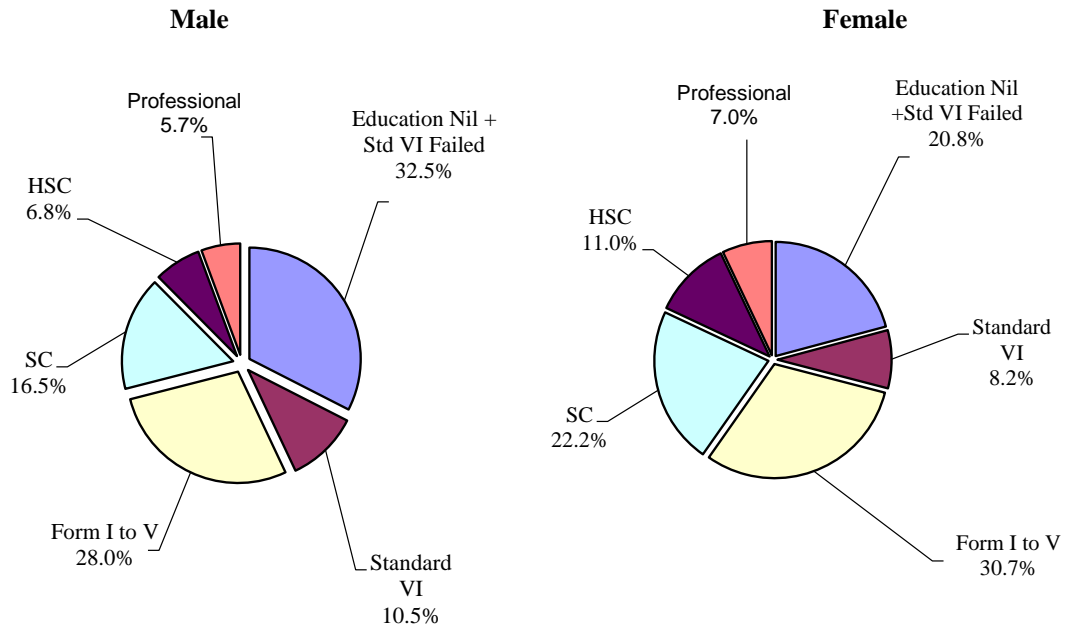


Figure 2 - Number of registered unemployed by age group & sex, as at end of January 2023

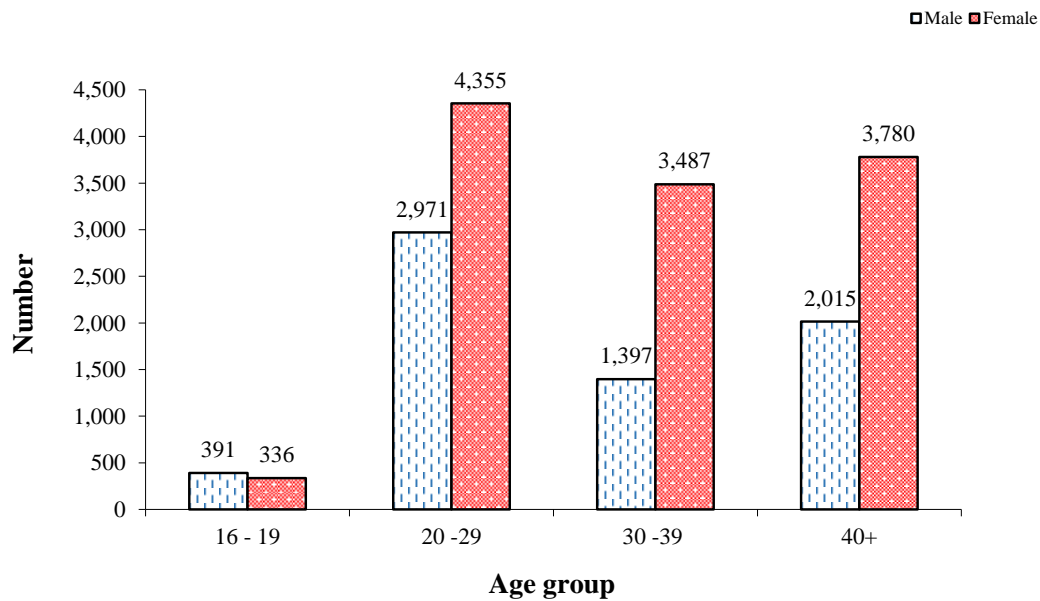


Table 13 - Number of registered unemployed by district & sex, as at end of January 2023

District	Male	Female	Both sexes
Port Louis	1,064	1,149	2,213
Black River	237	257	494
Plaine Wilhems	1,532	2,137	3,669
Pamplemousses	1,246	2,071	3,317
Rivière du Rempart	387	826	1,213
Moka	396	789	1,185
Flacq	993	2,706	3,699
Grand Port	440	1,019	1,459
Savanne	479	1,004	1,483
Total	6,774	11,958	18,732

Table 14 - Number of registered unemployed by locality & sex, as at end of January 2023

Locality	Male	Female	Both sexes
Baie Du Cap	24	24	48
Bambous	114	132	246
Beau Bassin	156	178	334
Bel Air	167	430	597
Belle Vue Maurel	46	116	162
Bramsthan	63	233	296
Brisee Verdiere	117	308	425
Camp de Masque Pave	65	172	237
Camp Diable	41	73	114
Canot	38	26	64
Case Noyale	19	23	42
Central Flacq	116	308	424
Chemin Grenier	96	187	283
Cottage	36	85	121

Table 14 (cont'd) - Number of registered unemployed by locality & sex, as at end of January 2023

Locality	Male	Female	Both sexes
Curepipe	269	350	619
Dagotiere	46	95	141
Fond Du Sac	54	100	154
Goodlands	114	182	296
Grand Bay	75	98	173
Grand Bois	53	183	236
Grand Gaube	70	80	150
Grand River South East	25	40	65
L'Escalier	72	120	192
La Rosa	75	189	264
Lallmatie	105	300	405
Laventure	24	94	118
Long Mountain	101	253	354
Mahebourg	116	196	312
Mare La Chaux	80	233	313
Medine	46	103	149
Moka	26	53	79
Mont Roches	20	24	44
Montagne Blanche	66	139	205
Old Grand Port	30	48	78
Pamplemousses	196	287	483
Petit Raffray	66	116	182
Petite Riviere	45	63	108
Phoenix	114	176	290
Piton	44	85	129
Plaine des Papayes	135	222	357
Plaine Magnien	45	83	128
Pointe aux Piments	57	96	153

Table 14 (cont'd) - Number of registered unemployed by locality & sex, as at end of January 2023

Locality	Male	Female	Both sexes
Port Louis	1,064	1,149	2,213
Poste de Flacq	43	146	189
Poudre d'Or	31	57	88
Poudre d'Or Hamlet	33	75	108
Quartier Militaire	83	167	250
Quatre Bornes	449	595	1,044
Quatre Soeurs	54	129	183
Riviere des Creoles	20	35	55
Riviere des Anguilles	86	223	309
Riviere du Poste	19	102	121
Riviere du Rempart	109	222	331
Roche Noires	31	111	142
Rose Belle	103	301	404
Rose Hill	223	266	489
Sebastopol	64	145	209
Souillac	109	175	284
St. Hubert	12	33	45
St. Julien d'Hotman	40	102	142
St. Pierre	135	233	368
Tamarin	16	10	26
Terre Rouge	198	306	504
Triolet	237	406	643
Trois Boutiques	21	53	74
Trou d'Eau Douce	25	65	90
Vacoas	302	549	851
Total	6,774	11,958	18,732

Table 15 - Number of registered unemployed with disabilities by nature of disability and sex, as at end of January 2023

Nature of disability	Male	Female	Both sexes
Abnormal movement of body parts	8	3	11
Blind	1	0	1
Crippled	1	4	5
Deaf	4	0	4
Deaf and Dumb	3	1	4
Deformation of body parts since birth	13	3	16
Disabled following surgical operation or illness	9	3	12
Disabled due to accident	9	1	10
Dumb	1	1	2
Epileptic	4	3	7
Lame	3	1	4
Mental illness	2	3	5
Mentally retarded	12	5	17
Partly blind	3	1	4
Partly deaf	4	3	7
Stammer	2	5	7
Total	79	37	116

Table 16 - Number of UNEMPLOYED new registrants, re-registrants and those who reported for maintaining their registration by Employment Information Centre & sex, January 2023

Employment Information Centre	New registrants			Re-registrants			Those who reported for maintaining their registration		
	Male	Female	Both sexes	Male	Female	Both sexes	Male	Female	Both sexes
Curepipe	17	20	37	14	26	40	20	58	78
Flacq	34	52	86	39	71	110	196	629	825
Mahebourg	17	7	24	16	24	40	12	89	101
Goodlands	20	30	50	24	22	46	68	210	278
Port Louis	46	48	94	61	54	115	163	219	382
Quartier Militaire	15	18	33	22	35	57	58	163	221
Quatre Bornes	18	32	50	44	40	84	78	149	227
Riv. Des Anguilles	22	16	38	14	34	48	55	156	211
Riv. Du Rempart	5	9	14	18	21	39	29	149	178
Rose Belle	12	12	24	16	34	50	39	190	229
Rose Hill	24	22	46	29	35	64	39	69	108
Triolet	28	35	63	33	49	82	113	295	408
Vacoas	20	18	38	26	35	61	42	143	185
Workfare	33	40	73	67	42	109	559	380	939
Total	311	359	670	423	522	945	1,471	2,899	4,370

Table17 - Change in the number of new unemployed registrants by educational attainment and sex , December 2022 - January 2023

Education Level	December 2022			January 2023			Change		
	Male	Female	Both sexes	Male	Female	Both sexes	Male	Female	Both sexes
Education Nil+Std VI (failed)	70	80	150	128	114	242	58	34	92
Standard VI (passed)	18	13	31	34	29	63	16	16	32
Form I to V (including SC failed)	26	24	50	61	73	134	35	49	84
SC (including HSC failed)	26	32	58	55	72	127	29	40	69
HSC	23	32	55	21	34	55	-2	2	0
Professional	17	17	34	12	37	49	-5	20	15
Total	180	198	378	311	359	670	131	161	292

Table 18 - Number of new unemployed registrants by educational attainment, sex and age group, January 2023

Age group Education level	Male					Female					Both sexes				
	16 - 19	20 - 29	30 - 39	40+	Total	16 - 19	20 - 29	30 - 39	40+	Total	16 - 19	20 - 29	30 - 39	40+	Total
Education Nil+Std VI (failed)	20	38	23	47	128	14	41	23	36	114	34	79	46	83	242
Standard VI (passed)	16	12	1	5	34	12	8	6	3	29	28	20	7	8	63
Form I to V (including SC failed)	19	38	0	4	61	23	30	10	10	73	42	68	10	14	134
SC (including HSC failed)	24	28	2	1	55	26	35	3	8	72	50	63	5	9	127
HSC	2	18	0	1	21	0	29	4	1	34	2	47	4	2	55
Professional	0	10	2	0	12	1	31	3	2	37	1	41	5	2	49
Total	81	144	28	58	311	76	174	49	60	359	157	318	77	118	670

Table 19 - Number of new unemployed registrants by occupational group and sex, January 2023

Occupational group	Male	Female	Both sexes
Managers	2	6	8
Professionals	9	23	32
Technicians & Associate Professionals	17	27	44
Clerical support workers	48	92	140
Service & sales workers	42	78	120
Skilled agricultural, forestry & fishery workers	1	6	7
Craft & related trades workers	61	13	74
Plant & machine operators & assemblers	23	6	29
Elementary occupations	75	77	152
New workers seeking employment	33	31	64
Total	311	359	670

Table 20 - Number of IN EMPLOYMENT new registrants, re-registrants and those who reported for maintaining their registration by Employment Information Centre & sex, January 2023

Employment Information Centre	New registrants			Re-registrants			Those who reported for maintaining their registration		
	Male	Female	Both sexes	Male	Female	Both sexes	Male	Female	Both sexes
Curepipe	5	8	13	23	22	45	98	103	201
Flacq	12	4	16	63	47	110	554	463	1,017
Mahebourg	7	5	12	24	15	39	171	212	383
Goodlands	13	8	21	33	29	62	247	217	464
Port Louis	6	7	13	33	35	68	139	136	275
Quartier Militaire	5	3	8	35	14	49	204	207	411
Quatre Bornes	4	2	6	23	20	43	70	104	174
Riv. Des Anguilles	4	4	8	20	21	41	187	184	371
Riv. Du Rempart	6	3	9	21	16	37	148	130	278
Rose Belle	1	4	5	41	23	64	261	253	514
Rose Hill	3	5	8	34	32	66	72	77	149
Triolet	2	3	5	33	25	58	240	207	447
Vacoas	8	6	14	28	20	48	129	135	264
Workfare	0	0	0	3	5	8	1	0	1
Total	76	62	138	414	324	738	2,521	2,428	4,949

Table 21 - Number of Unemployed and In Employment jobseekers de-registered by EIC and sex, as at end of January 2023

EIC ¹	Unemployed			In Employment			Total		
	Male	Female	Both sexes	Male	Female	Both sexes	Male	Female	Both sexes
Curepipe	28	39	67	50	47	97	78	86	164
Flacq	119	218	337	185	110	295	304	328	632
Goodlands	63	74	137	81	59	140	144	133	277
Mahebourg	22	36	58	53	40	93	75	76	151
Port Louis	173	188	361	61	44	105	234	232	466
Quartier Militaire	36	58	94	84	52	136	120	110	230
Quatre Bornes	86	77	163	35	48	83	121	125	246
Riviere des Anguilles	32	50	82	58	31	89	90	81	171
Riviere du Rempart	20	35	55	51	32	83	71	67	138
Rose Belle	32	51	83	70	60	130	102	111	213
Rose Hill	55	57	112	65	37	102	120	94	214
Triolet	77	91	168	96	55	151	173	146	319
Vacoas	50	78	128	52	45	97	102	123	225
Total	793	1,052	1,845	941	660	1,601	1,734	1,712	3,446

¹ Employment Information Centre

Table 22 - Number of vacancies notified in EICs¹ by industrial group and sex, January 2023

Industrial group	Male	Female	Either male or female	Total
Agriculture, hunting and forestry	1,250	82	776	2,108
Manufacturing	97	25	83	205
<i>of which: Textile</i>	5	0	8	13
<i>Wearing apparel</i>	4	13	14	31
Construction	590	3	104	697
Wholesale & retail trade; repair of m/vehicles, motorcycles & personal & household goods	264	16	477	757
Transport, storage and communications	19	1	26	46
Hotels and restaurants	34	12	289	335
Information Technology	0	0	2	2
Financial intermediation	0	1	2	3
Real estate, renting and business activities	20	9	78	107
Education	2	0	16	18
Health and social work	4	19	4	27
Other community, social and personal service activities	10	4	11	25
Private households with employed persons	7	39	1	47
Total	2,297	211	1,869	4,377

¹EICs - Employment Information Centres**Table 23 - Number of vacancies notified in the PRESS by industrial group and sex, January 2023**

Industrial group	Male	Female	Either male or female	Total
Agriculture, hunting and forestry	0	0	184	184
Manufacturing	0	0	14	14
Construction	0	0	5	5
Wholesale & retail trade; repair of m/vehicles, motorcycles & personal & household goods	0	15	65	80
Transportation and storage	0	0	4	4
Hotels and restaurants	0	0	77	77
Financial intermediation	0	0	7	7
Real estate, renting and business activities	0	0	6	6
Public Administration and Defence	0	0	14	14
Education	0	0	40	40
Health and social work	0	0	8	8
Other community, social and personal service activities	0	0	9	9
Total	0	15	433	448

Table 24 - Number of vacancies notified in the press and in EICs by industrial group and skill level, January 2023

Industrial group	Managers	Professionals	Technicians & associate professionals	Clerical support workers	Service workers & sales workers	Skilled agric., forestry & fishery workers	Craft & related trade workers	Plant & machine operators & assemblers	Elementary occupations	Total
Agriculture, hunting and forestry	0	18	19	4	121	144	444	342	1,200	2,292
Manufacturing	0	3	11	16	11	0	41	86	51	219
<i>of which : Textile</i>	0	0	0	0	0	0	1	9	3	13
<i>Wearing apparel</i>	0	0	0	5	4	0	4	8	10	31
Construction	3	1	5	5	0	2	592	62	32	702
Wholesale & retail trade; repair of motor vehicles, motorcycles & personal and household goods	3	12	55	93	147	1	149	120	257	837
Transport, storage & communications	1	6	0	23	2	0	4	11	3	50
Hotels & restaurants	9	15	19	14	202	0	42	1	110	412
Information technology	0	0	2	0	0	0	0	0	0	2
Financial intermediation	1	5	0	3	0	0	0	0	1	10
Real estate, renting and business activities	0	30	13	19	0	1	10	17	23	113
Public administration and defence; compulsory social security	2	3	7	2	0	0	0	0	0	14
Education	0	34	3	6	8	0	2	0	5	58
Health and social work	0	0	8	4	22	0	0	1	0	35
Other community, social and personal service activities	1	1	11	5	6	1	0	0	9	34
Private households with employed persons	0	0	0	0	13	1	0	0	33	47
Total	20	128	153	194	532	150	1,284	640	1,724	4,825

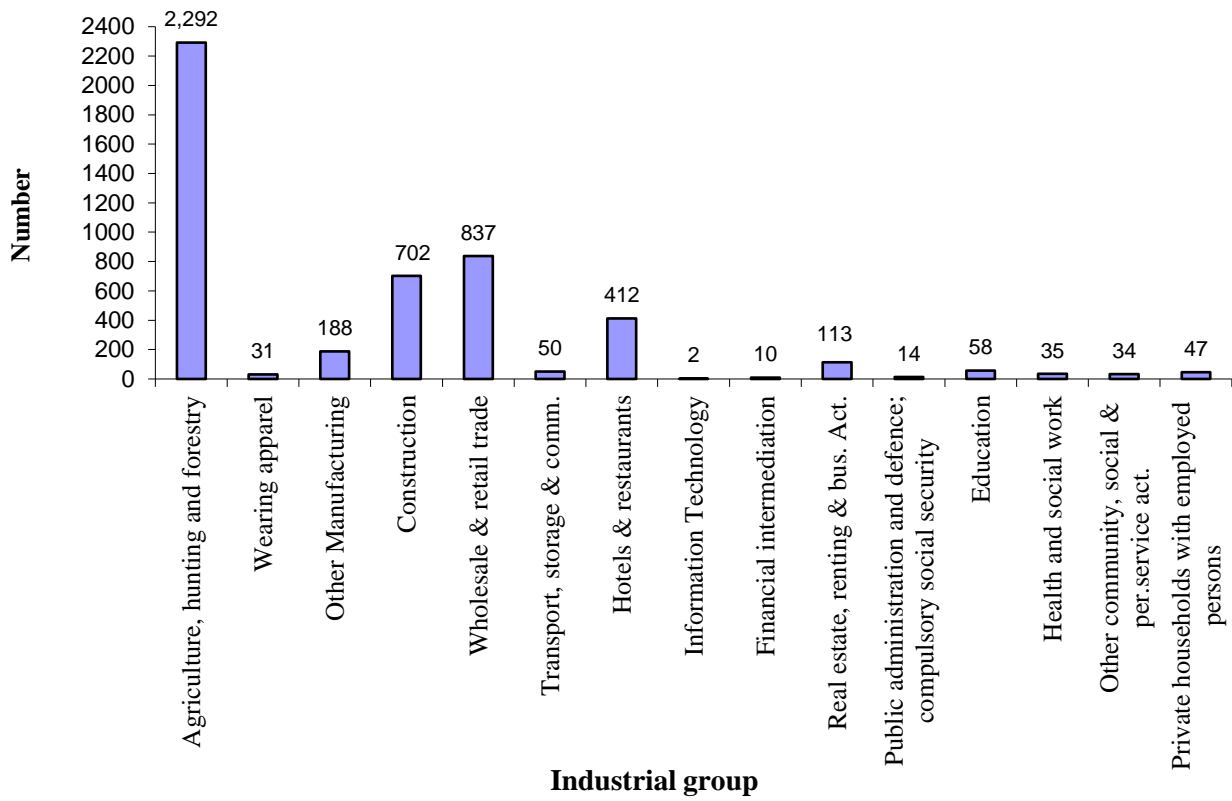
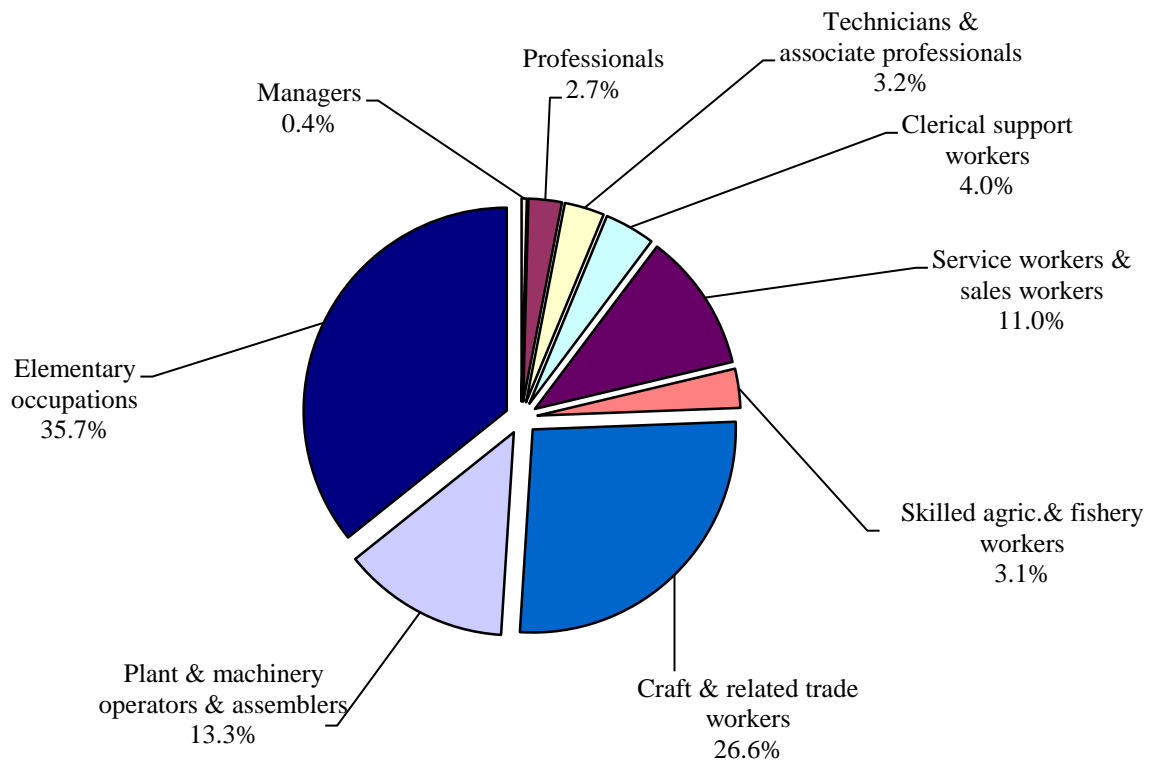
Figure 3 - Number of vacancies by industrial group, January 2023**Figure 4 - Distribution (%) of vacancies by skill level, January 2023**

Table 25 - Change in number of vacancies notified in the press and in EICs by industrial group, December 2022 - January 2023

Industrial group	December 2022	January 2023	Change
Agriculture, hunting and forestry	1,015	2,292	1,277
Manufacturing	200	219	19
<i>of which: Textiles</i>	2	13	11
<i>Wearing apparel</i>	9	31	22
Construction	168	702	534
Wholesale & retail trade; repair of motor vehicles, motorcycles, personal and household goods	243	837	594
Transport, storage & communications	26	50	24
Hotels & restaurants	64	412	348
Information technology	22	2	-20
Financial intermediation	29	10	-19
Real estate, renting and business activities	138	113	-25
Public administration and defence; compulsory social security	10	14	4
Education	5	58	53
Health & social work	122	35	-87
Other community, social and personal service activities	69	34	-35
Private households with employed persons	22	47	25
Total	2,133	4,825	2,692

Table 26 - Number of placements effected under the Youth Employment Programme (private sector) by industrial group and sex, January 2023

Industrial group	Male	Female	Both sexes
Agriculture, Forestry and Fishing	0	1	1
Manufacturing	1	0	1
Wholesale and retail trade: repair of motor vehicles and motorcycles	2	3	5
Transportation and storage	2	0	2
Accommodation and food service activities	1	3	4
Information and communication	0	4	4
Financial and insurance activities	1	2	3
Real estate activities	1	0	1
Professional, scientific and technical activities	4	3	7
Administrative and Support Service activities	0	2	2
Total	12	18	30

Table 27 - Result of submission of candidates to employers for job placement effected in Janaury 2023

Employment Information Centre	Vacancies	Applicants referred to employers	Declined offer	Failed to report to employer	Not selected	Result not yet known	Number placed	Placements for previous vacancies
Triolet	1,269	1,783	0	891	870	0	22	0
Riviere du Rempart	62	239	0	50	55	114	17	3
Goodlands	741	241	0	0	125	95	21	0
Port Louis	441	50	20	0	6	0	24	0
Rose Hill	207	485	49	0	176	234	24	2
Quatre Bornes	457	194	2	0	172	0	20	0
Vacoas	191	447	42	1	245	140	19	0
Curepipe	136	67	1	3	49	0	12	2
Quartier Militaire	307	178	1	0	157	0	20	0
Flacq	404	374	1	0	344	0	29	0
Rose Belle	50	157	0	0	99	42	16	0
Riviere Des Anguilles	62	195	7	6	165	0	17	0
Mahebourg	50	111	41	26	4	25	15	0
Total	4,377	4,521	164	977	2,467	650	256	7
Vacancies in the Public Sector	24	105	0	0	0	0	0	0
Grand Total	4,401	4,626	164	977	2,467	650	256	7

Table 28 - Number of placements effected by industrial group, occupation and sex, January 2023

Industrial group	Occupation	Male	Female	Both sexes
Agriculture	Electrician, General	1	0	1
	Gardener	4	0	4
	Landscaping Worker	1	0	1
	Loader / Unloader	2	0	2
	Lorry Driver, Heavy / Chauffeur Poid-Lourd	1	0	1
	Monkey-Farm Worker, Unskilled	2	0	2
	Packer, Hand	1	2	3
	Poultry Farm Worker	3	0	3
	Sub Total	15	2	17
Manufacturing	Accounts Clerk	0	1	1
	Cashier	0	1	1
	Cleaner, Building/Office	0	1	1
	Clerical Officer / Clerk	0	2	2
	Customer Service Representative	0	2	2
	Driver, Bus	1	0	1
	Driver, Van, Light and Local Transport	1	0	1
	Electrician, General	1	0	1
	Factory Attendant, Manufacturing	1	2	3
	Finishing Operator	1	0	1
	Graphic Designer	1	0	1
	Hairdresser, Unisex	0	1	1
	Helper	9	7	16
	Machine Operator, Sewing	0	2	2
	Pastry Maker	1	0	1
	Receptionist	0	1	1
	Sales Representative	0	3	3
	Salesperson, Retail Trade	0	2	2
	Secretary	0	1	1
	Storekeeper	0	1	1
	Storeroom Attendant	2	0	2
	Sub Total	18	27	45
Construction	Building Construction Labourer	1	0	1
	Building Painter	1	0	1
	Driver, Private Car	1	0	1
	Helper	2	0	2
	Labourer Maintenance, Construction	1	0	1
	Plumber	1	0	1
	Plumber and Pipe Fitter, General	1	0	1
	Secretary	0	2	2
	Site Supervisor	1	0	1
	Sub Total	9	2	11
Wholesale & retail trade; repair of motor vehicles, motorcycles & personal and household goods	Accounting Technician	1	0	1
	Accounts Clerk	0	3	3
	Administrative Clerk	1	0	1

Table 28 (cont'd) - Number of placements effected by industrial group, occupation and sex, January 2023

Industrial group	Occupation	Male	Female	Both sexes
Wholesale & retail trade; repair of motor vehicles, motorcycles & personal and household goods (cont'd)	Automobile Mechanic,			
	Petrol and Diesel	1	0	1
	Cashier	0	7	7
	Cleaner	3	3	6
	Clerical Officer / Clerk	0	2	2
	Customer Service Clerk	0	1	1
	Driver - Salesperson	1	0	1
	Driver, Private Car	4	0	4
	Driver/Helper	2	0	2
	Fast Food Operator	1	0	1
	Food Processing Operator	0	1	1
	Helper	7	3	10
	Lorry Attendant	1	0	1
	Lorry Driver, Heavy /			
	Chauffeur Poid-Lourd	1	0	1
	Machine Operator, Printing, General	2	0	2
	Medical Representative (Technical)	0	1	1
	Pumping Station Operator	1	1	2
	Receptionist	0	1	1
	Sales Representative	0	2	2
	Salesperson, Retail Trade	2	4	6
	Service Station Attendant	2	0	2
	Shelf Filler	0	1	1
	Shelves Worker	1	1	2
	Shop Assistant	1	1	2
	Showroom Supervisor	1	0	1
	Store Clerk	1	0	1
	Storekeeper	1	0	1
	Stores Officer/Receptionneur	2	0	2
	Tyre Attendant	1	0	1
	Sub Total	38	32	70
Transportation and Storage	Air Cargo Clerk	1	0	1
	Customer Service Clerk	0	1	1
	Data Analytics Analyst	0	1	1
	Data-Entry Clerk	1	1	2
	Driver, Bus	1	0	1
	Driver, Private Car	1	0	1
	Lorry Driver, Heavy /			
	Chauffeur Poid-Lourd	2	0	2
	Secretary	0	1	1
	Sub Total	6	4	10
Hotels and Restaurants	Cleaner	0	1	1
	Commis, Kitchen	0	1	1
	Cook, General	1	2	3
	Fast Food Operator cum Cashier	0	1	1
	Guest Relations Officer	0	1	1
	Helper	2	0	2

Table 28 (cont'd) - Number of placements effected by industrial group, occupation and sex, January 2023

Industrial group	Occupation	Male	Female	Both sexes
Hotels and Restaurants (cont'd)	Kitchen Helper	0	1	1
	Receptionist	0	1	1
	Valet/Chambermaid, Hotel	0	2	2
	Waiter/Waitress, General	3	2	5
	Sub Total	6	12	18
Information and Communication	Accounting Technician	1	0	1
	Call Centre Operator	0	1	1
	Customer Service Clerk	1	1	2
	Human Resource Officer	1	0	1
	Supply Chain Quality Surveyor	0	1	1
	Sub Total	3	3	6
Financial Intermediation	Accounts Clerk	0	1	1
	Marketing Officer	1	1	2
	Secretary	0	1	1
	Sub Total	1	3	4
Real estate, renting and business services	Accounts Clerk	0	3	3
	Administrative Assistant	0	1	1
	Administrative Officer	0	2	2
	Barman/Barmaid	1	0	1
	Cashier	0	1	1
	Chemical Laboratory Technician	1	0	1
	Cleaner	1	7	8
	Clerical Officer / Clerk	0	2	2
	Collector, Garbage	0	3	3
	Cook, General	1	0	1
	Customer Service Clerk	0	2	2
	Driver, Private Car	2	0	2
	Electrician, General	2	0	2
	Handyman/Handywoman,Building Maintenance	1	0	1
	Helper	2	0	2
	Housemaid	0	2	2
	Laboratory Technician	1	0	1
	Massage Therapist	0	1	1
	Packer, Hand	2	2	4
	Plumber	1	0	1
	Plumber and Pipe Fitter, General	1	0	1
	Receptionist	0	1	1
	Sales Representative	0	1	1
	Secretary	0	2	2
	Shop Assistant	1	0	1
	Team Leader	1	2	3
	Waiter/Waitress, General	0	2	2
	Sub Total	18	34	52
Education	Administrative Officer	0	1	1

Table 28 (cont'd) - Number of placements effected by industrial group, occupation and sex, January 2023

Industrial group	Occupation	Male	Female	Both sexes
Education (cont'd)	Housemaid	0	1	1
	Sub Total	0	2	2
Health and Social Services	Administrative Assistant	0	1	1
	Carer, Home	2	2	4
	Dental Assistant	0	1	1
	Handyman/Handywoman,			
	Building Maintenance	2	0	2
	Health Care Assistant	0	1	1
	Laboratory Assistant	1	1	2
	Laboratory Attendant	2	0	2
	Spa Therapist	0	1	1
	Specialised Care Giver	0	1	1
	Sub Total	7	8	15
Private Households	Carer, Home	0	5	5
	Cleaner	0	1	1
	Cook Mauritian/Creole Cuisine	0	1	1
	Housemaid	0	6	6
	Sub Total	0	13	13
Total EIC¹		121	142	263
NED ² : (a) Public Sector		0	0	0
(b) Workfare Programme		13	7	20
(c) Magazine de L'Emploi et des Metiers		7	12	19
(d) Job Management System		2	2	4
(e) Youth Employment Programme (Public & Private)		14	25	39
(f) Back to Work Programme		0	5	5
(g) Dual Training Programme		0	0	0
(h) Trainee Engineer Scheme (Public & Private)		4	2	6
(i) Overseas Vacancies		0	0	0
Total NED		40	53	93
Grand Total		161	195	356

¹ Employment Information Centres² National Employment Department

WORK PERMITS & CERTIFICATES OF EXEMPTION



Table 29 - Number of NEW work permits issued by industrial group, occupation & sex, January 2023

Industrial Group	Occupation	Male	Female	Both sexes
Manufacturing	Axle Preparer, Roller Shutter	1	0	1
	Cabinet Maker	3	0	3
	Fish Cutter	2	2	4
	Gas Pipe Fitter	1	0	1
	Gas Welder	1	0	1
	Granite Cutter And Polisher	3	0	3
	Machine Operator, Colour Film Developing	8	0	8
	Machine Operator, Foodstuffs Dehydrating	3	0	3
	Machine Operator, Meat Processing	6	0	6
	Machine Operator, Packing	3	0	3
	Machine Operator, Sewing	12	5	17
	Machine Operator, Sewing Leather	1	0	1
	Machine Operator, Textile Printing	1	0	1
	Nursing Officer	1	0	1
	Quality Assurance Manager	1	0	1
	Sheet-Metal Marker	2	0	2
	Turner, Lathe Setter-Operator	1	0	1
	Upholsterer, General	3	0	3
	Welder	2	0	2
	Wire-Coating Machine Operator	1	0	1
	Wood-Processing Plant Operators	1	0	1
	Sub Total	57	7	64
Construction	Barbender	1	0	1
	Blockmaker, Concrete Casting	1	0	1
	Bricklayers, Stonemasons, Floor Layers and Tile Setters	3	0	3
	Carpenter, General	1	0	1
	Concrete Shutterer	1	0	1
	Electrical Engineering Technician General	1	0	1
	Hand End Blade Machine Operator (Rolling Shutters)	1	0	1
	Mason, General	13	0	13
	Materials Testing Technician, Civil	2	0	2
	Plasterer, General	1	0	1
	Quality Controller, Textiles	1	0	1
	Steel Fixer	2	0	2
	Welder	1	0	1
	Sub Total	29	0	29
Wholesale and retail trade, repair of motor vehicles, motorcycles and personal and household goods	Hybrid Car Technical	3	0	3
	Machine Operator, Colour Film Developing	7	0	7
	Machine Operator, Sewing	1	0	1
	Sub Total	11	0	11
Hotels & Restaurants	Cook, Hotel/Restaurant	2	0	2
	Cook, Indian Cuisine	2	0	2

Table 29 - Number of NEW work permits issued by industrial group, occupation & sex, January 2023

Industrial Group	Occupation	Male	Female	Both sexes
Hotels & Restaurants (cont'd)	Entertainment Manager	0	1	1
	Health and Safety Manager	1	0	1
	Pastry Maker	1	0	1
	Sous Chef	4	0	4
	Sub Total	10	1	11
Real Estate Activities	Tent Erector	1	0	1
	Sub Total	1	0	1
Health and social work activities	Laboratory Technician, Chemical Laboratory	1	0	1
	Nursing Officer	1	1	2
	Sub Total	2	1	3
Other community, social and personal service	Religious Worker, Non-Ordained	0	1	1
	Senior Administrator of Hindu Religious Organisation	2	0	2
	Senior Administrators of Humanitarian and Other Special Interest Organisations	1	0	1
	Sub Total	3	1	4
Private households with employed persons	Carer	0	1	1
	Handyman/Handywoman, Building Maintenance	1	0	1
	Housemaid	1	1	2
	Sub Total	2	2	4
Total		115	12	127

Table 30 - Number of work permits RENEWED by industrial group, occupation & sex, January 2023

Sector	Occupation	Male	Female	Both sexes
Manufacturing	Aluminium Fabricator	1	0	1
	Cabinet Maker	4	0	4
	Chemical Bleacher Operator	1	0	1
	Construction Carpenter	3	0	3
	Electric Arc Welder, Hand	1	0	1
	Fish Cutter	3	37	40
	Garment Cutter	1	0	1
	Gas and Electric Welder, General	2	0	2
	Gas Welder	1	0	1
	Industrial-Machinery Mechanics and Fitters	1	0	1
	Jeweller, General	2	0	2
	Knitter, Garments, Hand	1	0	1
	Knitting Machine Operator, Garment	2	0	2
	Machine Operator, Bakery Products	2	0	2
	Machine Operator, Electrical Line Installation	1	0	1
	Machine Operator, Fabric Dyeing	1	0	1
	Machine Operator, Fish Processing	1	0	1
	Machine Operator, Fish Sterilising	1	0	1
	Machine Operator, Leather Preparing	3	0	3
	Machine Operator, Meat Processing	1	0	1
	Machine Operator, Moulding, Metal	1	0	1
	Machine Operator, Noodle Production	2	0	2
	Machine Operator, Paper Box Production	0	1	1
	Machine Operator, Sewing	213	45	258
	Machine Operator, Spinning, Thread and Yarn	2	0	2
	Machine Operator, Textile Cutting	2	0	2
	Machine Operator, Textile Printing	0	1	1
	Metal Working Machine Setter Operator, General	0	1	1
	Spinner, Thread and Yarn	1	0	1
	Steel Fixer	1	0	1
	Structural-Steel Worker, Workshop	1	0	1
	Supervisor and Foreman, Garment Manufacturing	1	0	1
	Varnishing Machine Operator	1	0	1
	Welder	1	0	1
	Welders and Flame-Cutters	1	0	1
	Subtotal	260	85	345
Construction	Barbender	1	0	1

Table 30 (cont'd)- Number of work permits RENEWED by industrial group, occupation & sex, January 2023

Sector	Occupation	Male	Female	Both sexes
Construction (cont'd)	Carpenter, General	30	0	30
	Carpenters and Joiners	1	0	1
	Concrete Shutterer	1	0	1
	Construction Carpenter	22	0	22
	Contracts Manager	1	0	1
	Crane Operator	1	0	1
	Electrician, General	23	0	23
	Mason, General	52	0	52
	Mason, Monument	3	0	3
	Metal Roofer	6	0	6
	Plumber, General	1	0	1
	Steel Fixer	2	0	2
	Stock Controller, Petroleum and Gas Products	6	0	6
	Stonemason, Construction	6	0	6
	Welder	3	0	3
	Subtotal	159	0	159
Wholesale and retail trade, repair of motor vehicles, motorcycles and personal and household goods	Green House And Budding Operator	3	0	3
	Heating, Ventilation and Refrigeration Engineering Technician	4	0	4
	Machine Operator, Bakery Products	2	0	2
	Meat Cutter	1	0	1
	Mechanic, Heavy Vehicle	1	0	1
	Motor Vehicle Mechanics and Repairers	1	0	1
	Operator, Fertiliser Plant	1	0	1
	Painter, Artist	1	0	1
	Pickler, Fruit and Vegetable	3	0	3
	Subtotal	17	0	17
Transport and storage	Call Centre Operator	4	4	8
	Telecommunication Technician	2	0	2
	Subtotal	6	4	10
Hotels and Restaurants	Carpenter, General	1	0	1
	Cook, Chinese Cuisine	1	0	1
	Indian Sweet Maker	1	0	1
	Sub Total	3	0	3

Table 30 (cont'd)- Number of work permits RENEWED by industrial group, occupation & sex, January 2023

Sector	Occupation	Male	Female	Both sexes
Real estate, renting and business activities	Tent Erector	2	0	2
	Sub Total	2	0	2
Human Health and Social Work Activities	Chemical Laboratory Assistant, Medical Technician	1	0	1
	Laboratory Technician, Chemical Laboratory	1	0	1
	Laboratory Technicians	1	0	1
	Nursing Officer	1	0	1
	Nursing Officer	4	4	8
	Specialised Nurse	1	0	1
	Sub Total	9	4	13
Other community, social and Personal Service	Architect, Landscape	17	0	17
	Carpenter, General	2	0	2
	Engineer Electrical	3	0	3
	Minister of Religion	0	1	1
	Plumbers and Pipe Fitters	4	0	4
	Priest	1	0	1
	Religious / Social Worker And Teacher In Confessional Schools	1	0	1
	Religious Worker, Non-Ordained	1	2	3
	Senior Administrator of Christian Religious Organisation	2	1	3
	Senior Administrators of Religious Organisations	1	0	1
	Surveyor, Land	9	0	9
	Tent Decorator	1	0	1
	Sub Total	42	4	46
Total		498	97	595

Table 31 - Number of new work permits issued and renewed work permits by country of origin & sex, January 2023

Country	New			Renewed			Grand Total
	Male	Female	Both sexes	Male	Female	Both sexes	
Bangladesh	65	5	70	347	68	415	485
China	0	0	0	2	0	2	2
Congo	0	0	0	0	1	1	1
France	0	0	0	0	1	1	1
India	32	1	33	103	3	106	139
Madagascar	14	4	18	23	16	39	57
Morocco	1	0	1	0	0	0	1
Nepal	3	0	3	14	0	14	17
Poland	0	0	0	1	0	1	1
South Africa	0	1	1	0	0	0	1
Sri Lanka	0	1	1	8	8	16	17
Total	115	12	127	498	97	595	722

Figure 5 - Distribution (%) of new work permits & renewed work permits by country of origin, January 2023

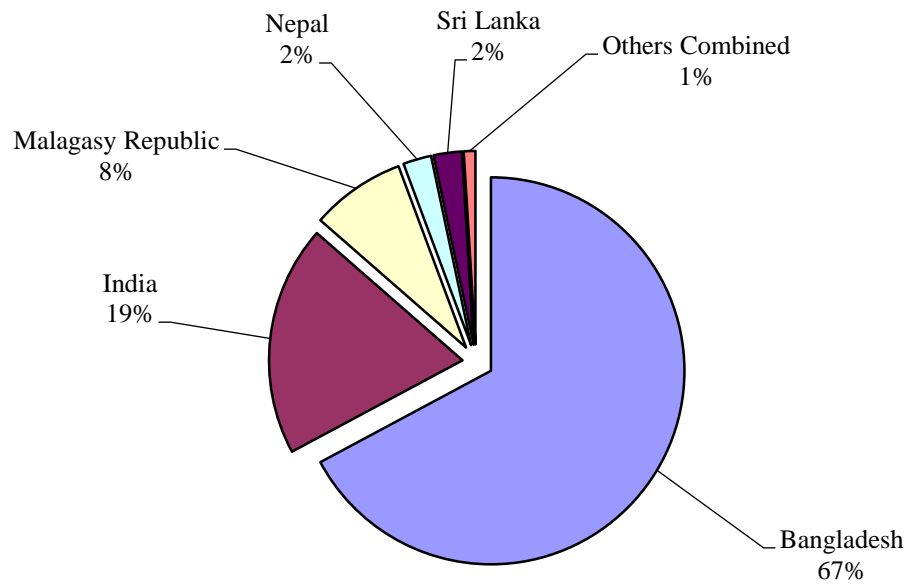


Figure 6 - Number of new work permits & renewed work permits by industrial group, January 2023

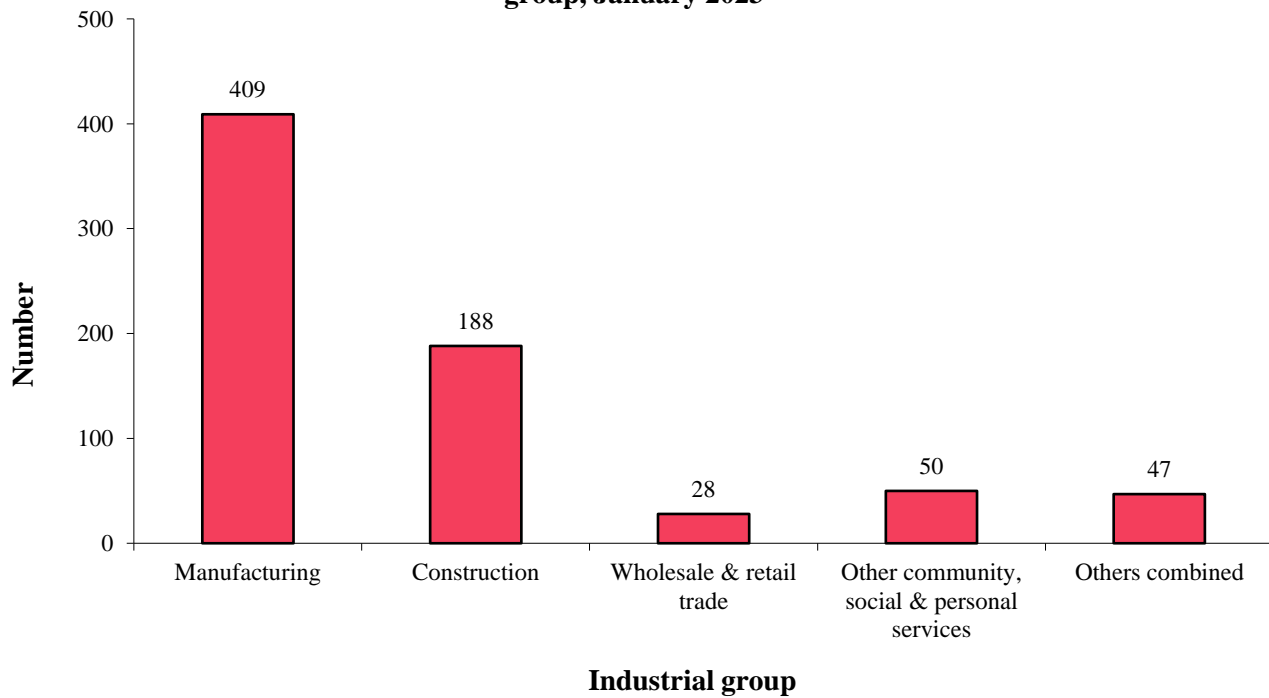


Table 32 - Number of new and renewed work permits by industrial group & sex, January 2023

Industrial group	New			Renewed			Total		
	Male	Female	Both sexes	Male	Female	Both sexes	Male	Female	Both sexes
Agriculture, Hunting, Forestry and Fishing	0	0	0	0	0	0	0	0	0
Manufacturing	57	7	64	260	85	345	317	92	409
Construction	29	0	29	159	0	159	188	0	188
Wholesale And Retail Trade, Repair Of Motor Vehicles, Motorcycles And Personal And Household Goods	11	0	11	17	0	17	28	0	28
Transport and Storage	0	0	0	6	4	10	6	4	10
Hotels and Restaurants	10	1	11	3	0	3	13	1	14
Information and communication	0	0	0	0	0	0	0	0	0
Real Estate, Renting And Business Activities	1	0	1	2	0	2	3	0	3
Education	0	0	0	0	0	0	0	0	0
Health And Social Work	2	1	3	9	4	13	11	5	16
Other Community, Social And Personal Service	3	1	4	42	4	46	45	5	50
Private households with employed persons	2	2	4	0	0	0	2	2	4
Total	115	12	127	498	97	595	613	109	722

Table 33 - Number of certificates of exemption issued and renewed by country of origin & sex, January 2023

Country	New	Renewed	Grand Total
Croates	1	0	1
France	4	1	5
India	51	140	191
Indonesia	2	0	2
Madagascar	19	0	19
Nepal	17	0	17
Philippines	0	1	1
Rwanda	0	1	1
Swaziland	0	1	1
United Kingdom	0	2	2
United States of America	1	0	1
Total	95	146	241

Table 34 - Number of valid work permits and certificates of exemption by industrial group & sex, as at end of January 2023

Industrial group	Valid Work Permits			Certificates of Exemption			Grand Total		
	Male	Female	Both sexes	Male	Female	Both sexes	Male	Female	Both sexes
Agriculture, Hunting, Forestry and Fishing	935	13	948	258	0	258	1,193	13	1,206
Mining And Quarrying	6	0	6	0	0	0	6	0	6
Manufacturing	16,265	4,252	20,517	2	0	2	16,267	4,252	20,519
Electricity, Gas And Water Supply	15	0	15	0	0	0	15	0	15
Construction	4,836	15	4,851	5,303	3	5,306	10,139	18	10,157
Wholesale And Retail Trade, Repair Of Motor Vehicles, Motorcycles And Personal And Household Goods	1,589	17	1,606	2	0	2	1,591	17	1,608
Transport, Storage And Communications	177	167	344	3	0	3	180	167	347
Hotels And Restaurants	440	40	480	0	1	1	440	41	481
Information Technology	9	3	12	0	0	0	9	3	12
Financial Intermediation	31	6	37	16	12	28	47	18	65
Real Estate, Renting And Business Activities	303	11	314	0	0	0	303	11	314
Public Administration And Defence; Compulsory Social Security	4	2	6	54	28	82	58	30	88
Education	7	10	17	41	41	82	48	51	99
Health And Social Work	146	100	246	3	1	4	149	101	250
Other Community, Social And Personal Service	489	106	595	36	28	64	525	134	659
Private Households With Employed Persons	64	55	119	0	0	0	64	55	119
Extra-territorial Organisations and Bodies	0	0	0	16	16	32	16	16	32
Total	25,316	4,797	30,113	5,734	130	5,864	31,050	4,927	35,977

Table 35 - Number of valid work permits and certificates of exemption by country of origin & sex, as at end of January 2023

Country of origin	Valid Work Permits			Certificates of exemption			Grand Total		
	Male	Female	Both sexes	Male	Female	Both sexes	Male	Female	Both sexes
Algeria	0	1	1	0	0	0	0	1	1
Australia	6	1	7	2	1	3	8	2	10
Bangladesh	12,115	3,026	15,141	12	0	12	12,127	3,026	15,153
Belgium	1	3	4	1	0	1	2	3	5
Botswana	0	0	0	1	1	2	1	1	2
Brazil	6	1	7	0	0	0	6	1	7
Burkina Faso	3	0	3	0	0	0	3	0	3
Burundi	1	0	1	0	0	0	1	0	1
Cameroon	9	1	10	0	0	0	9	1	10
Canada	1	5	6	0	1	1	1	6	7
Chile	0	0	0	0	0	0	0	0	0
China, People's Republic of	239	30	269	15	24	39	254	54	308
Comoro Islands	0	1	1	0	0	0	0	1	1
Congo	3	5	8	0	0	0	3	5	8
Croates	0	0	0	1	0	1	1	0	1
Cuba	1	0	1	1	0	1	2	0	2
Czech Republic	0	1	1	0	0	0	0	1	1
Djibouti	0	1	1	0	1	1	0	2	2
Egypt	3	0	3	0	0	0	3	0	3
Ethiopia	3	0	3	1	0	1	4	0	4
France	31	26	57	66	80	146	97	106	203
Germany	2	3	5	2	0	2	4	3	7
Ghana	8	1	9	0	1	1	8	2	10
Greece	0	0	0	1	0	1	1	0	1
Guinea	2	0	2	0	0	0	2	0	2
Honduras	1	0	1	0	0	0	1	0	1
Hong Kong	1	0	1	0	0	0	1	0	1
India	9,195	280	9,475	5,220	6	5,226	14,415	286	14,701
Indonesia	17	31	48	71	2	73	88	33	121
Ireland	0	1	1	0	0	0	0	1	1
Italy	4	2	6	1	0	1	5	2	7
Ivory Coast	14	1	15	0	0	0	14	1	15
Japan	0	0	0	3	2	5	3	2	5
Jordan	0	0	0	1	0	1	1	0	1
Kenya	34	39	73	0	1	1	34	40	74
Korea, Republic of	3	0	3	2	0	2	5	0	5
Laos	0	1	1	0	0	0	0	1	1
Luthiana	0	1	1	0	0	0	0	1	1
Malagasy Republic	2,552	1,093	3,645	203	0	203	2,755	1,093	3,848
Malaysia	2	3	5	0	0	0	2	3	5
Maldives Island	1	0	1	0	0	0	1	0	1

Table 35 (Cont'd) - Number of valid work permits and certificates of exemption by country of origin & sex, as at end of January 2023

Country of origin	Valid Work Permits			Certificates of exemption			Grand Total		
	Male	Female	Both sexes	Male	Female	Both sexes	Male	Female	Both sexes
Mexico	2	0	2	0	0	0	2	0	2
Morocco	2	2	4	0	0	0	2	2	4
Mozambique	0	0	0	1	1	2	1	1	2
Nepal	623	9	632	64	0	64	687	9	696
Nigeria	9	0	9	0	0	0	9	0	9
Pakistan	8	0	8	0	0	0	8	0	8
Philippines	7	15	22	21	0	21	28	15	43
Poland	3	0	3	0	0	0	3	0	3
Rwanda	1	0	1	1	3	4	2	3	5
Senegal	6	2	8	0	0	0	6	2	8
Serbia	0	0	0	3	0	3	3	0	3
Seychelles	2	0	2	3	2	5	5	2	7
Singapore	0	0	0	8	0	8	8	0	8
South Africa	20	9	29	3	3	6	23	12	35
South Korea	2	0	2	0	0	0	2	0	2
Spain	3	1	4	0	0	0	3	1	4
Sri Lanka	336	179	515	1	0	1	337	179	516
Swaziland	0	0	0	0	1	1	0	1	1
Switzerland	2	0	2	0	0	0	2	0	2
Syria	2	0	2	0	0	0	2	0	2
Taiwan	3	1	4	2	0	2	5	1	6
Tanzania	1	0	1	1	0	1	2	0	2
Thailand	0	3	3	0	0	0	0	3	3
Togo	0	0	0	1	0	1	1	0	1
Tunisia	3	2	5	0	0	0	3	2	5
Turkey	3	0	3	0	0	0	3	0	3
Uganda	0	3	3	2	0	2	2	3	5
United Kingdom	8	5	13	10	0	10	18	5	23
United Arab of Emirates	0	0	0	1	0	1	1	0	1
United States of America	2	3	5	6	0	6	8	3	11
Yemen	1	0	1	0	0	0	1	0	1
Zambia	0	1	1	0	0	0	0	1	1
Zimbabwe	9	4	13	2	0	2	11	4	15
Total	25,316	4,797	30,113	5,734	130	5,864	31,050	4,927	35,977

SECTION II



Section II - Rodrigues

1. Introduction

This section presents data on registered jobseekers for Rodrigues Island. The functioning of the Employment Information Centre in Rodrigues is similar to that in Mauritius.

2. Registered Unemployed

The number of registered unemployed as at the end of January 2023 was 3,890 (1,597 males and 2,293 females), while the number of registrants in employment amounted to 1,187 consisting of 543 males and 644 females (Table 1.1). 47% of the unemployed persons were aged between 16 and 29 years (Table 1.2).

Table 1.1 - Number of registered Unemployed and In Employment jobseekers by sex, as at end January 2023

Registered Jobseekers	Male	Female	Both sexes
Unemployed	1,597	2,293	3,890
In Employment	543	644	1,187
Total	2,140	2,937	5,077

Table 1.2 - Number of registered unemployed and in employment by sex and age group, as at end January 2023

Age group	Unemployed						In employment					
	Male		Female		Total		Male		Female		Total	
	Number	%	Number	%	Number	%	Number	%	Number	%	Number	%
16 - 29	758	47	1,069	47	1,827	47	264	49	301	47	565	48
30 - 39	422	26	778	34	1,200	31	158	29	250	39	408	34
40+	417	26	446	19	863	22	121	22	93	14	214	18
Total	1,597	100	2,293	100	3,890	100	543	100	644	100	1,187	100

The educational attainment of unemployed registrants was mainly in the category “Form I to V (including SC failed)” at 37%. Only 101 registrants had their Higher School Certificate. The length of unemployment of 17% of the registered unemployed was less than 2 years, and about 66% had been looking for work for 5 years or more. The average length of registration worked out to 4.0 years (Tables 1.3 and 1.4).

Table 1.3 - Registered unemployed jobseekers by qualification and sex, as at end of January 2023

Qualification	Male		Female		Total	
	Number	%	Number	%	Number	%
Education Nil + Std VI Failed	622	39	473	21	1,095	28
Standard VI Passed	210	13	246	11	456	12
Form I to V (including SC failed)	481	30	955	42	1,436	37
SC	233	15	509	22	742	19
HSC	33	2	68	3	101	3
Professional	18	1	42	2	60	2
Total	1,597	100	2,293	100	3,890	100

As regards previous work experience, 582 registrants had, in the past, worked or were qualified to work as “Craft & related trades workers”. The proportion of those who have never worked and did not possess any technical or professional qualifications is higher among female unemployed; 13% of the latter have never worked, compared to 4% of males unemployed (Table 1.5).

3. New registrants and re-registrants

For the month of January 2023, 67 new unemployed jobseekers have registered themselves consisting of 35 males and 32 females. The number of unemployed re-registrants and the number of unemployed jobseekers who reported for maintaining their registration are 70 (35 males and 35 females) and 1,259 (511 males and 748 females) respectively.

For in employment, there were 12 re-registrants (8 males and 4 females). 371 (166 males and 205 females) in employment registrants reported to the Employment Information Centres to maintain their registration (Table 1.6).

4. Registered unemployed with disabilities

Among the 3,890 unemployed registrants, there were 11 persons with disabilities who were looking for work comprising of 5 males and 6 females (Table 1.7).

Table 1.4 - Number of registered unemployed by qualification, length of registration, sex and age-group, Island of Rodrigues, as at end of January 2023

Qualification	Age-group Length of Registration	Male					Female					Both sexes				
		16 - 19	20 - 29	30 - 39	40+	Total	16 - 19	20 - 29	30 - 39	40+	Total	16 - 19	20 - 29	30 - 39	40+	Total
Education Nil +Std VI Failed	Less than 1 year	5	29	11	22	67	6	16	6	20	48	11	45	17	42	115
	1 yr but < 2 yrs	0	11	4	4	19	2	10	5	6	23	2	21	9	10	42
	2 yrs but < 3 yrs	0	9	5	5	19	0	10	4	4	18	0	19	9	9	37
	3 yrs but < 4 yrs	0	6	6	4	16	0	7	6	3	16	0	13	12	7	32
	4 yrs but < 5 yrs	0	7	9	4	20	0	9	12	12	33	0	16	21	16	53
	5 yrs and above	0	34	155	292	481	0	22	121	192	335	0	56	276	484	816
	Total	5	96	190	331	622	8	74	154	237	473	13	170	344	568	1,095
Standard VI (Passed)	Less than 1 year	6	15	3	2	26	5	9	7	3	24	11	24	10	5	50
	1 yr but < 2 yrs	0	5	2	1	8	1	3	2	1	7	1	8	4	2	15
	2 yrs but < 3 yrs	0	3	1	0	4	0	3	2	0	5	0	6	3	0	9
	3 yrs but < 4 yrs	0	5	1	1	7	0	7	1	2	10	0	12	2	3	17
	4 yrs but < 5 yrs	0	9	1	1	11	0	19	4	4	27	0	28	5	5	38
	5 yrs and above	0	56	69	29	154	0	64	60	49	173	0	120	129	78	327
	Total	6	93	77	34	210	6	105	76	59	246	12	198	153	93	456
Form I to V (including SC failed)	Less than 1 year	23	45	4	2	74	18	49	3	0	70	41	94	7	2	144
	1 yr but < 2 yrs	13	42	1	0	56	9	35	1	2	47	22	77	2	2	103
	2 yrs but < 3 yrs	0	37	4	1	42	0	55	5	1	61	0	92	9	2	103
	3 yrs but < 4 yrs	0	30	0	3	33	0	40	3	2	45	0	70	3	5	78
	4 yrs but < 5 yrs	0	32	1	2	35	0	57	9	3	69	0	89	10	5	104
	5 yrs and above	0	94	108	39	241	0	199	351	113	663	0	293	459	152	904
	Total	36	280	118	47	481	27	435	372	121	955	63	715	490	168	1,436

Table 1.4 (cont'd) - Number of registered unemployed by qualification, length of registration, gender and age group, Island of Rodrigues, as at end of January 2023

Qualification	Age-group Length of Registration	Male					Female					Both sexes				
		16 - 19	20 - 29	30 - 39	40+	Total	16 - 19	20 - 29	30 - 39	40+	Total	16 - 19	20 - 29	30 - 39	40+	Total
SC	Less than 1 year	14	21	0	0	35	13	20	0	1	34	27	41	0	1	69
	1 yr but < 2 yrs	4	26	0	0	30	6	31	0	0	37	10	57	0	0	67
	2 yrs but < 3 yrs	0	24	0	0	24	0	39	0	1	40	0	63	0	1	64
	3 yrs but < 4 yrs	0	21	1	0	22	0	37	1	0	38	0	58	2	0	60
	4 yrs but < 5 yrs	0	15	3	0	18	0	22	3	1	26	0	37	6	1	44
	5 yrs and above	0	70	29	5	104	0	157	155	22	334	0	227	184	27	438
	Total	18	177	33	5	233	19	306	159	25	509	37	483	192	30	742
HSC	Less than 1 year	0	9	0	0	9	0	9	0	0	9	0	18	0	0	18
	1 yr but < 2 yrs	0	10	0	0	10	0	23	0	0	23	0	33	0	0	33
	2 yrs but < 3 yrs	0	1	0	0	1	0	3	0	0	3	0	4	0	0	4
	3 yrs but < 4 yrs	0	3	0	0	3	0	4	0	0	4	0	7	0	0	7
	4 yrs but < 5 yrs	0	3	0	0	3	0	5	0	0	5	0	8	0	0	8
	5 yrs and above		5	2	0	7	0	18	6	0	24	0	23	8	0	31
	Total	0	31	2	0	33	0	62	6	0	68	0	93	8	0	101
Professional	Less than 1 year	0	6	0	0	6	0	6	1	0	7	0	12	1	0	13
	1 yr but < 2 yrs	0	2	0	0	2	0	6	0	0	6	0	8	0	0	8
	2 yrs but < 3 yrs	0	1	0	0	1	0	0	0	0	0	0	1	0	0	1
	3 yrs but < 4 yrs	0	1	0	0	1	0	2	0	0	2	0	3	0	0	3
	4 yrs but < 5 yrs	0	0	0	0	0	0	1	0	0	1	0	1	0	0	1
	5 yrs and above	0	6	2	0	8	0	12	10	4	26	0	18	12	4	34
	Total	0	16	2	0	18	0	27	11	4	42	0	43	13	4	60
Grand Total		65	693	422	417	1,597	60	1,009	778	446	2,293	125	1,702	1,200	863	3,890

Figure 7 - Registered unemployed (%) by educational attainment for Island of Rodrigues, as at end of January 2023

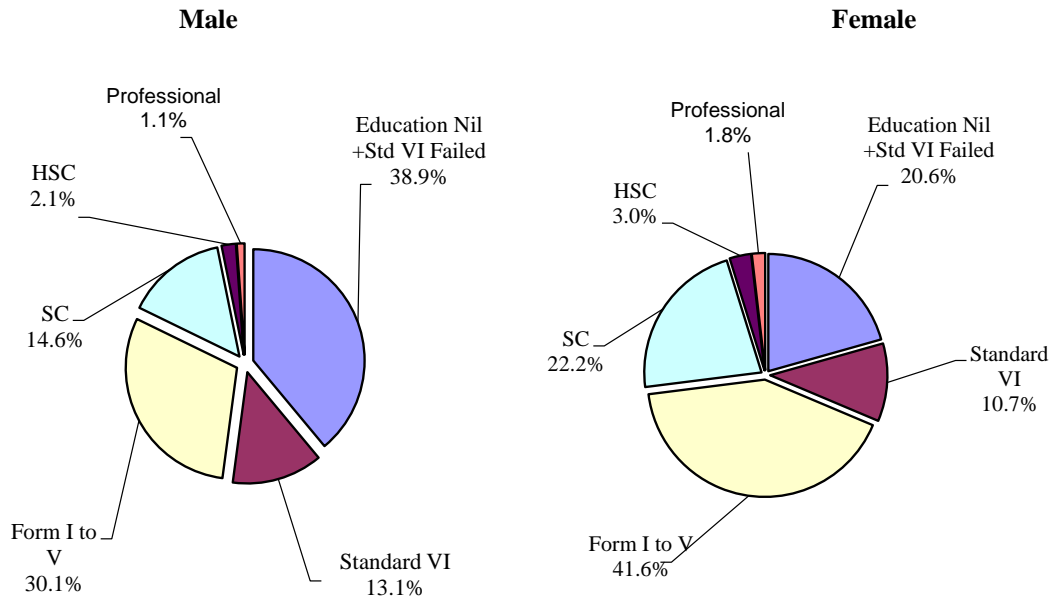


Figure 8 - Number of registered unemployed by age group & sex for Island of Rodrigues, as at end of January 2023

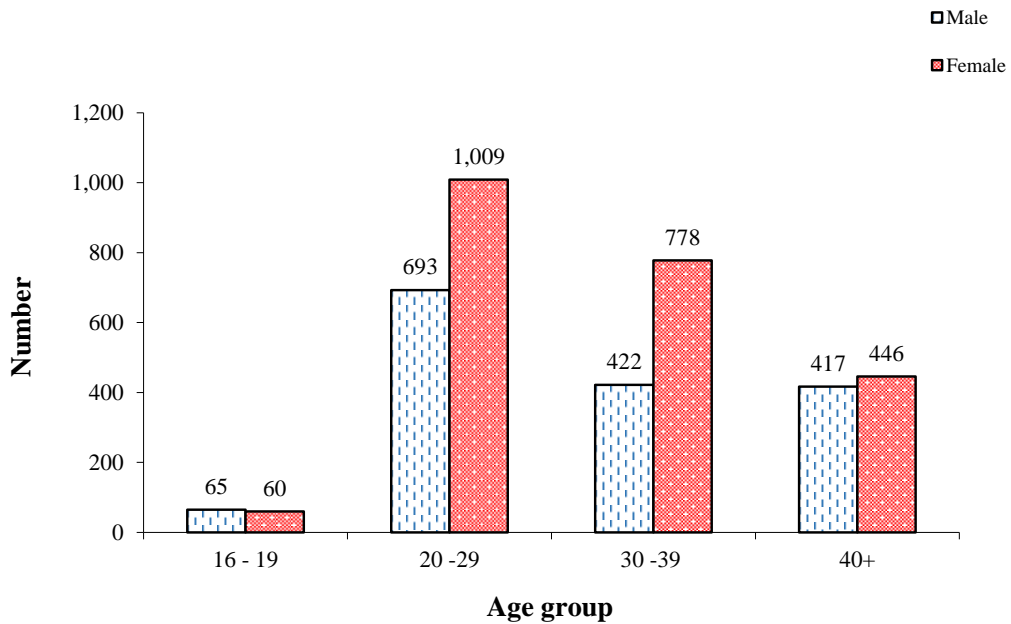


Table 1.5 - Number of registered unemployed by occupational group and sex, Island of Rodrigues, as at end of January 2023

Occupational group	Male	Female	Both sexes
Managers	5	3	8
Professionals	16	26	42
Technicians & Associate Professionals	35	102	137
Clerical support workers	29	180	209
Service & sales workers	148	599	747
Skilled agricultural, forestry & fishery workers	167	70	237
Craft & related trades workers	364	218	582
Plant & machine operators & assemblers	114	52	166
Elementary occupations	657	739	1,396
New workers seeking employment	62	304	366
Total	1,597	2,293	3,890

Table 1.6 - Number of Unemployed and In Employment new registrants, re-registrants & those who reported for maintaining their registration by sex, Island of Rodrigues, January 2023

Type of registration	Unemployed			In Employment			Total		
	Male	Female	Both sexes	Male	Female	Both sexes	Male	Female	Both sexes
New Registration	35	32	67	0	0	0	35	32	67
Re-registration	35	35	70	8	4	12	43	39	82
Reported	511	748	1,259	166	205	371	677	953	1,630
Total	581	815	1,396	174	209	383	755	1,024	1,779

Table 1.7 - Number of registered unemployed with disabilities by nature of disability and sex, Island of Rodrigues, as at end of January 2023

Nature of disability	Male	Female	Both sexes
Abnormal movement of body parts	0	2	2
Deformation of body parts since birth	1	0	1
Disabled following surgical operation or illness	1	1	2
Epileptic	1	1	2
Partly Blind	1	1	2
Partly Deaf	1	1	2
Total	5	6	11

GLOSSARY

Active Population or Labour Force - active population or labour force is made up of employed and unemployed population.

Activity Rate - activity rate is the ratio (%) of labour force to population aged 16+ (active and inactive population)

Back to Work Programme (BTWP) - a programme launched in June 2015, is meant for women above 35 years of age to enable them take up or resume employment. All women should register first as unemployed at the EIC before applying at BTWP.

Certificate of Exemption- the Employment (Non-Citizens) (Restriction) Exemptions Regulations 1970, stipulates that certain categories of expatriates are exempted from a work permit during his/her period of employment in Mauritius.

De-Registration - jobseekers who fail to maintain their registration during the month and consequently their applications are removed from the live register and placed in a dormant register.

Disability - any limitation to perform a daily life activity in a manner considered normal for persons of their age.

Dual Training Programme (DTP) - a programme launched in 2015 is a mix of practical on-the-job training and classroom studies. The main objective of the DTP is to address the problem of skills mismatch in the labour market and to ensure the availability of skilled manpower for employers.

Educational attainment - the highest level of education completed, whereas for persons attending school, it refers to the standard, form or course being attended.

Employment - employed population aged 16 years and above (16+) who have worked for pay, profit or family gain for at least one hour during the reference week of a month. It includes those who are temporarily absent from work for reasons such as leave with pay, leave without pay and temporary disorganisation of work (bad weather, breakdown of equipment, lack of order, etc.).

Employment Information Centres (EIC) - the thirteen public Employment Office found in Mauritius and one in Rodrigues where among others attention is being given to jobseekers.

Industrial Group - the national classification based on ISIC (International Industrial Classification of Economic Activities) Rev 3 of United Nations is the reference classification of productive activities. Its main purpose is to provide a set of activity categories that can be utilised for the collection and reporting of statistics according to such activities.

In-employment jobseekers at EIC - persons who are in some sort of employment and are in search of a well remunerated or secured job.

Inflation rate - inflation rate as measured by the Consumer Price Index (CPI) is the percentage change in the level of prices from one period to another. It is measured by comparing the average level of prices during a twelve-month period with the average level during the corresponding previous twelve-month period. The CPI is an indicator of changes over time in the general level of goods and services acquired by Mauritian consumers.

Jobseeker - Any citizen of Mauritius aged 16 years and above who is actively looking for employment and is available to work.

Job Management System - The website of the National Employment Department, where employers and jobseekers interact freely. The website <https://mauritiusjobs.govmu.org> was launched in June 2014. Jobseekers register their Curriculum Vitae (CV) and apply for jobs; while employers input vacancies and search for candidates.

Labour migration - The movement of people from one country to another for employment in a better environment.

Live Register - the database of jobseekers who are registering at the National Employment Department.

Magazine de L'Emploi et des Metiers - A television programme for broadcast of vacancies and information on the world of work. It also includes radio talk shows and debates on television relating to the labour market.

New registrant - a jobseeker who apply for registration for the first time at the National Employment Department.

New and renewed work permit - Each time when enterprises initially apply for the work permit of foreign workers for the first time at the Ministry of Labour, Human Resource Development and

Training and employ them for the first time, the work permit is considered as new. In case the foreigners move from the actual enterprise for another enterprise, the valid work permit is cancelled and again a new work permit rather than renewed work permit is issued. But in case of expiry of the current work permit and the foreign worker is still working for the same enterprise, the work permit is renewed. Applications should be submitted two months prior to the expiry of the current work permit. Applications for renewal of work permits received after expiry of current work permits is not accepted

Occupational Group - the National Classification of Occupations 2009 (NCO-09) adopted from International Standards Classification of Occupations 2008 (ISCO-08) which is a document of the International Labour Organisation (ILO) and is a tool for organising jobs in a clearly defined set of groups and according to the specificity of the tasks and duties undertaken in the job.

Placement - the offer of a decent and remunerative job/internship to a jobseeker.

Public Sector - It comprises of organisations that are owned and operated by Government and exist to provide services for its citizens.

Real Gross Domestic Product (GDP) Growth Rate - the rate of change that GDP at basic prices (amount receivable by the producer exclusive of taxes and inclusive of subsidies on products) changes/grows from one year to another after removing price effect. GDP is the aggregate money value of all goods and services produced within a country out of economic activity during a specified period, usually a year, before provision for the consumption of fixed capital.

Registered unemployed and in-employment at EIC - Only those persons who actively and continuously maintain their registration at EIC are included as registered. The live register comprise of new registrants, re-registrants and those maintaining their registration.

Reported - jobseekers who are maintaining their names on the live register of the National Employment Department.

Re-registrants - those who have ceased registration for a period not exceeding two years, and come back to be re-admitted on the live register. If the break is more than two years then the case will be considered as a new one.

Trainee Engineer Scheme – Government announced a special scheme in the Budget Programme 2016 – 2017. The scheme aimed at providing practical training for graduates in Engineering in order to enable

them to qualify for registration with the Council of Registered Professional Engineers (CRPE) of Mauritius and to operate as full-fledged Engineers.

Unemployment (Continuous Multi-Purpose Household Survey) - unemployment population comprise all Mauritians aged 16+ who are not working but who are looking for work and are available for work during the reference period.

Unemployed registered jobseekers at EIC - jobseekers aged 16 years and above registered as unemployed at EIC who are without work, currently available for work and actively seeking for work limited to Mauritian citizen residing in Mauritius and Rodrigues Island.

Unemployment rate - unemployment rate is the ratio (%) of unemployment to labour force.

Vacancy - a position in an enterprise that is vacant and a call for suitable candidate is being made.

Valid work permit - The non-citizens (Employment Restriction) Act 1973, stipulates that a non-citizen shall not engage in any occupation in Mauritius for reward or profit or be employed in Mauritius unless there is in force in relation to him a valid permit and he engages in the occupation, or is employed in accordance with any condition which may be specified in the permit. The Act also stipulates that “no person shall have a non-citizen in his employment in Mauritius without there being in force a valid permit in relation to that employment.”

Work Permit - a legal document authorising a person under certain conditions to take employment in Mauritius.

Workfare Programme - The Workfare Programme (WP) was initiated by Government to protect laid off workers in the difficult phase of their lives by providing them financial relief and assistance in terms of job placement, training /re-skilling and starting up a business. It has been incorporated in the new Labour Laws under the Employment Rights Act 2008 and became effective following proclamation of the Act on 02 February 2009.

Youth Employment Programme (YEP) - a programme which started in 2013 for unemployed youth aged between 16 and 35 years and provides them with training and placement in an enterprise for an initial period of one year with the possibility of one additional year of placement with another enterprise. All youth should register first as unemployed at the EIC before applying at YEP.



NATIONAL EMPLOYMENT DEPARTMENT

11th Floor, Victoria House,
C/r St Louis & Barracks Streets,
Port-Louis

■ Mauritius Jobs
405 0129
<https://mauritiusjobs.govmu.org/>

■ Back To Work Programme
405 0120 / 405 0121
www.backtowork.mu

■ Dual Training Programme
405 0123
<https://mauritiusjobs.govmu.org/>

■ Youth Employment Programme
405 0111 / 36
405 0185 / 82
www.yep.mu

■ Labour Market Information System
405 0126 / 27
<https://mauritiusjobs.govmu.org/>

■ Trainee Engineer Scheme
405 0131 / 405 0122
<https://mauritiusjobs.govmu.org/>